

## City of Kenmore

---



City of Kenmore - 18120 68th Avenue NE Kenmore, WA 98028 Phone: 425-398-8900  
Agendas also available at [www.kenmorewa.gov](http://www.kenmorewa.gov) E-mail: [cityhall@kenmorewa.gov](mailto:cityhall@kenmorewa.gov)

### City Council Regular Meeting

**April 18, 2022 - 7 p.m.**

**VIA ZOOM - LINK: <https://us02web.zoom.us/j/82363587052>**

US: +12532158782,,82363587052# or +13462487799,,82363587052#

Or Telephone: Dial US: +1 253 215 8782

Webinar ID: 823 6358 7052

---

#### **I. CALL REGULAR MEETING TO ORDER**

#### **II. ROLL CALL**

#### **III. FLAG SALUTE**

#### **IV. PUBLIC COMMENTS**

- A. We welcome our community members to the Council's meeting. In this forum, the Council does not engage or dialogue with the public; the primary role of the Council is to listen. Please use the "raise hand" feature now if you wish to speak. Guest must address comments to the Mayor and City Council. The Clerk will acknowledge your request and call your name when it is your turn. Your time will start when we confirm that we can hear you. Please state your name and city of residence for the record and keep your comments to the allotted time. We will not split your time with others or reset your time except by express approval of the Presiding Officer. Screen-sharing is not allowed; you can submit materials to the Council or Clerk in advance. Please do not comment about pending development projects on which the Council will make future decisions as those are quasi-judicial matters, and Councilmembers must limit their communications about such matters. This meeting is being recorded. Thank you for taking the time to express your comments.

#### **V. PUBLIC SAFETY STUDY SESSION AGENDA**

##### **ALL TOPICS DISCUSSED**

- A. Police Department Annual Report, presented by Police Chief Brandon Moen  
[Kenmore Police Services Report 2021](#)  
[Police Services Report Presentation- April 2022](#)
- B. Court Services Update with guests Judge Marcine Anderson and Judge Joseph Campagna  
[Kenmore City Council - King County District Court Presentation](#)

- C. Prosecution and Public Defender Update with guests Sarah Roberts and Jeff MacNichols  
[Kenmore City Council Meeting Prosecutor and Public Defense Presentation](#)
- D. Community Court Program with guest Christina Arcidy, City of Shoreline  
[Shoreline Community Court presentation](#)
- E. RADAR Navigator Program Expansion Proposal with Program Manager Brook Buettner  
[RADAR Navigator Program 2021 Kenmore City Report](#)  
[RADAR Navigator Presentation for Kenmore City Council - April 2022](#)
- F. North King County 24/7 Crisis Center Initiative, presented by Assistant City Manager/ARPA Administrator Stephanie Lucash  
[Crisis System Utilization North King County 2021 - Quick Facts](#)

## VI. STAFF REPORTS

## VII. COUNCILMEMBER REPORTS & COMMENTS

- A. Retreat Facilitator Committee Recommendation  
**COUNCIL APPROVED SUB-COMMITTEE  
RECOMMEDATION IN FAVOR OF PENDLETON  
CONSULTING, L.L.C**

Approve the Council Committee's Retreat Facilitator recommendation and authorize the City Manager to enter into a contract with the selected contractor  
[Retreat Facilitator Scoring Criteria](#)

- B. Tenant Protections  
**THE COUNCIL AGREED TO *DISCUSS* EXEMPTING  
SMALL LANDLORDS FROM TENANT PROTECTIONS  
ORDINANCE ON MAY 23**

## VIII. ADJOURNMENT

### UPCOMING MEETINGS:

- A. April 25, 2022 Regular Meeting  
May 2, 2022 Special Meeting  
May 9, 2022 Regular Meeting



CITY OF KENMORE  
**2021 POLICE SERVICE REPORT**  
WITH ANNUAL HIGHLIGHTS & STATISTICS

Provided for the Residents by:

**Police Chief Brandon Moen, City of Kenmore Police Department**  
18120 68<sup>th</sup> Ave NE  
Kenmore, WA 98028  
(206) 477-7455  
[brandon.moen@kingcounty.gov](mailto:brandon.moen@kingcounty.gov)

**City of Kenmore Administration**

MAYOR	Nigel Herbig
DEPUTY MAYOR	Melanie O’Cain
COUNCIL MEMBERS	Angela Kugler Corina Pfeil Joe Marshall Debra Srebnik David Baker
CITY MANAGER	Rob Karlinsey
CHIEF OF POLICE	Brandon Moen



## About

Message from Chief Brandon Moen.....	1
Kenmore Police Department and King County Sheriff's Office Mission, Goals, & Core Values .....	3
City of Kenmore Patrol Districts Map .....	4
Crimes Against Persons .....	6
Crimes Against Property .....	9
Crimes Against Society .....	12
Cases Closed / Cleared .....	14
Total Domestic Violence Cases .....	15
All Auto & Traffic .....	16
Calls for Police Assistance .....	17
Police On-Views.....	17
Response Times to High Priority Calls.....	18
Commissioned Officers per 1,000 Residents .....	19
Dispatched Calls for Service (DCFS) per Patrol Officer .....	19
Costs of Police Services per Capita.....	20
Cost per \$1,000 of Assessed Real Property Value.....	20
Complaints against Officers .....	21
Annual Police Statistics from KCSO Crime Analysis Unit .....	22

## From Your Police Chief

April 2022

Dear Kenmore Community:

This report is a summary of our efforts in 2021 to provide high quality police services to the members of the Kenmore community. It is a collection of statistics and information that displays our work and commitment to you. The Kenmore Police Department consists of 12 commissioned Officers, 10 of which are assigned to patrol. In 2021 we responded to over 3,600 calls for service, and initiated in excess of 5,700 contacts.



I am proud of the men and women of the Kenmore Police Department, and the work they did while facing a number of challenges in our region and in the law enforcement profession.

The contracting partnership with the King County Sheriff's Office continues to serve Kenmore well, and acts as a stable resource during challenging times. We continue our commitment on a daily basis to provide you with high quality, professional law enforcement services. We have officers actively working 24/7, dedicated to being responsive to the needs of the community. We are engaging with the community in local events, in our schools, and in a collaborative approach to address crime trends.

Kenmore is a vibrant community, and we strive to create a safe environment where you will continue to love where you live. We want you to not only be safe, but feel safe. Our goal is for our residents and visitors to go about living their lives without fear of being the victim of a crime.

Kenmore Officers received a number of commendations and awards in 2021. Among them, Officer Blanchette was selected by his peers as Kenmore's Officer of the Year for his tremendous teamwork and dedication to addressing quality of life issues in Kenmore. Officer Toscano was awarded the *Sheriff's Medal* for his bravery while assisting Shoreline PD Officers in rescuing residents during a large apartment building fire in Shoreline. Officers Harris and Helmer received the *Commander's Award* for their efforts in de-escalating a tense incident in 2021 involving a subject armed with a butcher knife inside an adult family home in Kenmore. These are just a few examples of the excellent work conducted daily by our Officers.

KCSO completed a pilot project in 2021 in White Center for an officer body worn camera program, and the logistics of expanding the program to all of KCSO, including Kenmore, are actively being planned.

Kenmore was once again recognized by *Safewise* as one of Washington's safest cities, ranking as the 5<sup>th</sup> safest city in Washington in their annual safest city rankings. This is up from our ranking of 9<sup>th</sup> last year. This is a testament of the hard work of the Officers, city staff, community members, and residents, and their dedication to working together to make Kenmore a safe environment for all.

Some of our current programs to serve you include:



### --RADAR

#### (Response Awareness, De-escalation, and Referral)

Kenmore is a member of the North Sound RADAR program with our adjoining cities. This program has a Mental Health Professional (Navigator) riding with a Kenmore Officer on select days. The Navigator and RADAR Officer conduct

outreach to community members that have been referred to the program by patrol Officers as potentially being in need of behavioral health or drug dependency resources. The program also provides responding Officers with information, in advance, to help de-escalate someone in crisis and reduce the number of use of force incidents. This program is expanding with additional Navigator staff hours, as well as adding the ability of Navigators to handle some community behavioral health issues that do not require a police presence.

**--Prescription Drug Drop Box**

Located in the City Hall Lobby (18120 68 Ave NE), the drop box is a secure, environmentally sound way to dispose of unneeded medications (no fluids, needles or inhalers). You can drop-off your unneeded prescriptions during business hours.

**--Locking Prescription Drug Bag Giveaway**

Through a partnership with the Washington State Healthcare Alliance, Kenmore Police has made available free locking prescription drug bags to the public. They are available at City Hall, and are intended to keep prescription drugs out of the hands of other family members. A free bag can be picked up at the front of City Hall during business hours.

**--Safe Place Program**

In 2021, Kenmore Police implemented the *Safe Place* program, which is a partnership between the police, businesses, schools, and community organizations. As part of the program, businesses or groups agree to post a widely recognized decal on their doors that designate their location as a safe place for hate crime victims to call for police and wait for them to arrive. This program is designed to encourage the victims to report these crimes to police, and to reaffirm Kenmore's position as an inclusive and welcoming city to all.

**--House Check Program**

We offer a house check program that is available to all Kenmore residents planning to be out of town for one week or longer. While you are away, a Kenmore Police Officer or Volunteer will check the exterior of your home to ensure it is secure. In the event that the volunteer finds your home is not secure or there is something suspicious, a Police Officer will be dispatched to check your residence. We will then contact either you or your designee, to respond and secure the residence. The house check forms are available on the City of Kenmore's webpage: [www.kenmorewa.gov](http://www.kenmorewa.gov).

**--Online Reporting**

You can file on-line reports for non-emergency incidents, the most common being the reporting of abandoned vehicles, or on-going traffic complaints. Go to [www.reporttosheriff.org](http://www.reporttosheriff.org) and file an online report when it meets the criteria outlined on the website. Of course, for emergencies dial 911. For non-emergent situations that require officer contact, you can call the non-emergency line at 206/296-3311.

In 2021, we have seen a reduction in many crime categories, while there were increases in some property crimes.

We will continue to look for the best practices in our industry to reduce crime and the fear of crime in Kenmore. We also will strive to keep you informed of what is happening in your community, specifically using social media platforms (Facebook, Twitter, NextDoor). Our ability to keep Kenmore safe is directly impacted by our ability to engage the community and be partners in public safety.

We are honored to continue serving the Kenmore community.

Sincerely,  
Brandon Moen  
Chief of Police



## **Kenmore Police Department and King County Sheriff's Office Mission, Goals, and Core Values**

### *Mission*

The King County Sheriff's Office is a trusted partner in fighting crime and improving the quality of life for our residents and guests.

### *Vision*

The King County Sheriff's Office is a highly effective and respected law enforcement agency and criminal justice partner, both trusted and supported, helping King County to be the safest county in America.

### *Goals*

Through community engagement and collaboration we will:

- Develop and sustain public trust and support while reducing crime and improving the community's sense of safety.
- Improve traffic safety by reducing impaired and unsafe driving behaviors and traffic collisions.
- Recruit, hire, train and promote the best people to provide high quality, professional and responsive services.
- Provide facilities, equipment, and technology, systems and processes that support achievement of our mission.
- Provide for the safety, health and wellness of members of the King County Sheriff's Office.





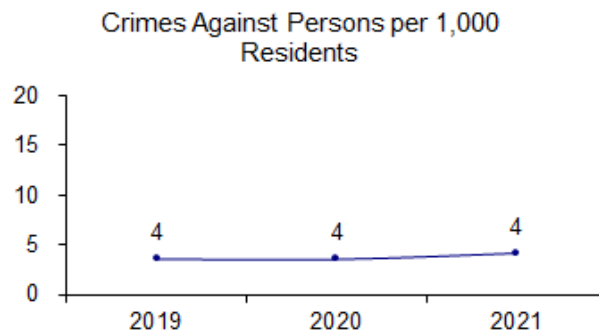
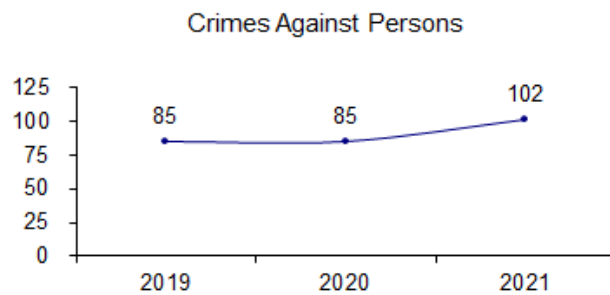
# City of Kenmore 2021 Police Service Report: *Highlights Section*



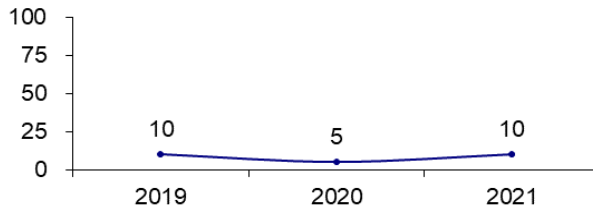


**Crimes Against Persons**

NIBRS offenses fall under three categories: Crimes Against Persons, Crimes Against Property, and Crimes Against Society. Crimes Against Persons offenses include murder and non-negligent homicide, negligent manslaughter, human trafficking for commercial sex acts and involuntary servitude, assault, kidnapping (custodial interference excluded), and sex offenses (e.g. rape, sexual assault, child molestation and related). These are defined as crimes against persons because the victims are always individuals. Some offenses related to pornography/obscene material are a NIBRS Crimes Against Society, but are included in this report under sex offenses for simplicity. The following are Kenmore's Crimes Against Persons.



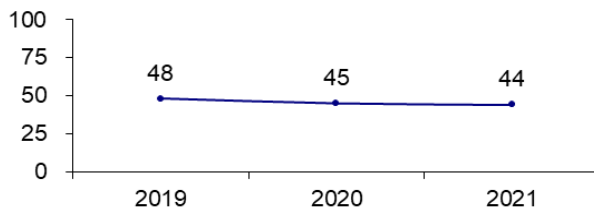
### Aggravated Assault Offenses



### Aggravated Assault Offenses

An unlawful attack by one person upon another wherein the offender uses a weapon or displays it in a threatening manner, or the victim suffers obvious severe or aggravated bodily injury involving apparent broken bones, loss of teeth, possible internal injury, severe laceration, or loss of consciousness. This also includes assault with disease (as in cases when the offender is aware that he/she is infected with a deadly disease and deliberately attempts to inflict the disease by biting, spitting, etc.).

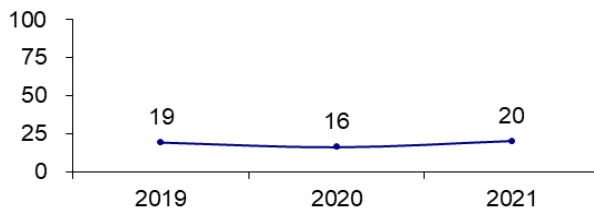
### Simple Assault Offenses



### Simple Assault Offenses

An unlawful physical attack by one person upon another where neither the offender displays a weapon, nor the victim suffers obvious severe or aggravated bodily injury involving apparent broken bones, loss of teeth, possible internal injury, severe laceration, or loss of consciousness.

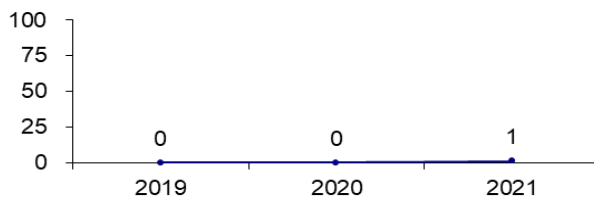
### Intimidation Offenses



### Intimidation Offenses

To unlawfully place another person in reasonable fear of bodily harm through the use of threatening words and/or other conduct, but without displaying a weapon or subjecting the victim to actual physical attack.

### Homicide Offenses



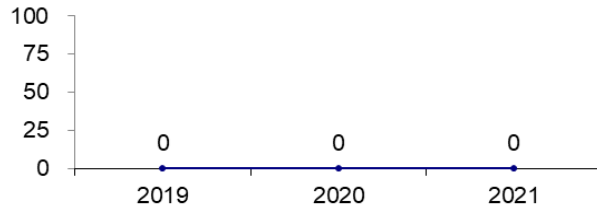
### Homicide Offenses

The killing of one human being by another. Includes murder and non-negligent manslaughter, negligent manslaughter, and justifiable homicide.

\*All offense definitions are per the FBI NIBRS library.  
<https://ucr.fbi.gov/nibrs/2012/resources/nibrs-offense-definitions>



### Human Trafficking Offenses

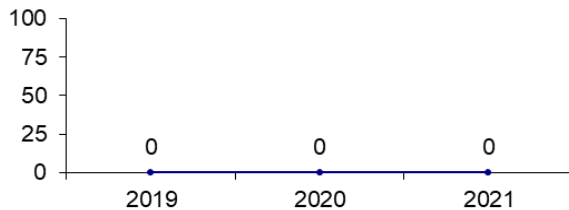


#### Human Trafficking Offenses

Commercial Sex Acts – Inducing a person by force, fraud, or coercion to participate in commercial sex acts, or in which the person induced to perform such act(s) has not attained 18 years of age.

Involuntary Servitude – The obtaining of a person(s) through recruitment, harboring, transportation, or provision, and subjecting such persons by force, fraud, or coercion into voluntary servitude, peonage, debt bondage, or slavery (not be include commercial sex acts.)

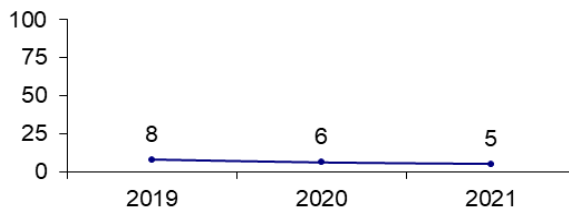
### Kidnapping



#### Kidnapping

Kidnapping or abduction is the unlawful seizure, transportation and/or detention of a person against his/her will or a minor without the consent of a legal guardian or parent.

### Sex Offenses

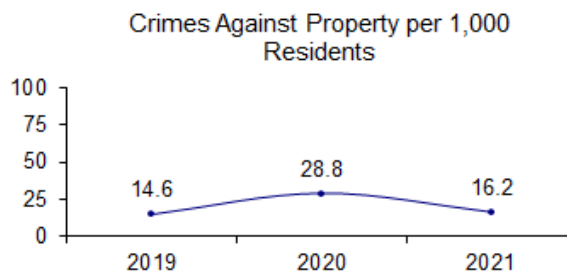
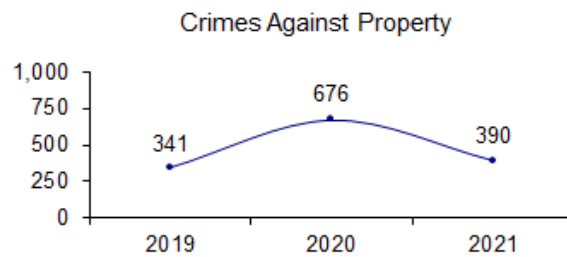


#### Sex Offenses

Includes forcible (any sexual act directed against another person, without the consent of the victim including instances where the victim is incapable of giving consent), and non-forcible (unlawful, non-forcible sexual intercourse). Excludes prostitution offenses.

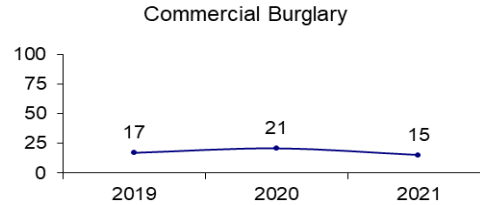
### Crimes Against Property

The object of Crimes Against Property is to obtain (or destroy) money, property, or some other benefit. Burglary, fraud, vandalism, robbery, motor vehicle theft, and all kinds of larceny all fall into this category. **Of note, the spike in 2020 crimes against property includes the large influx of unemployment fraud cases that were reported throughout the State of Washington, including Kenmore.**



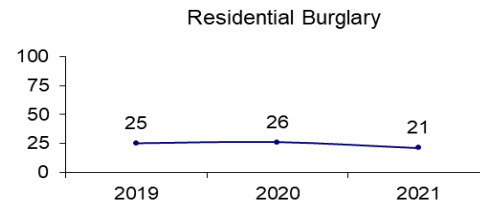
#### Commercial Burglary

The unlawful entry into a commercial building or other structure with the intent to commit a felony or a theft.



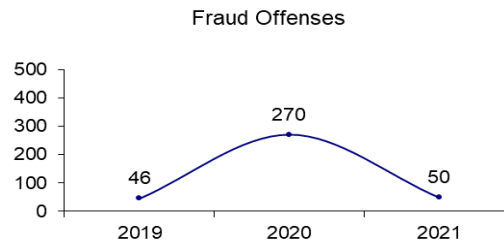
#### Residential Burglary

The unlawful entry into a residential building or other structure with the intent to commit a felony or a theft.



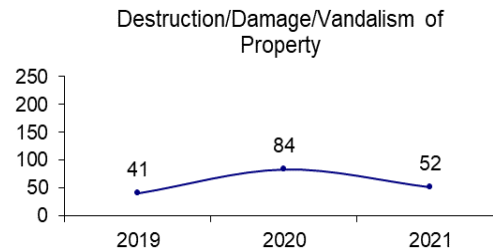
#### Fraud Offenses

The intentional perversion of the truth for the purpose of inducing another person, or other entity, in reliance upon it to part with something of value or to surrender a legal right. Excludes counterfeiting, forgery and bad checks. **Of note, the spike in 2020 crimes against property includes the large influx of unemployment fraud cases that were reported throughout the State of Washington, including Kenmore.**



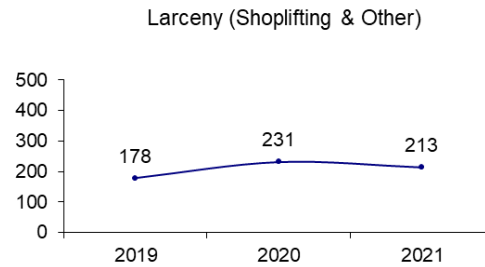
#### Destruction / Damage / Vandalism of Property Offenses

To willfully or maliciously destroy, damage, deface, or otherwise injure real or personal property without the consent of the owner or the person having custody or control of it. Excludes arson.



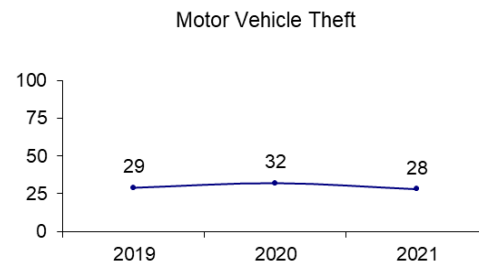
Larceny (Shoplifting & Other)

The unlawful taking, carrying, leading, or riding away of property from the possession, or constructive possession, of another person.



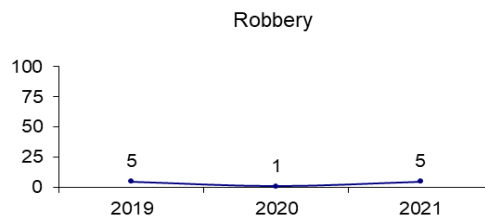
Motor Vehicle Theft

The theft of a motor vehicle.



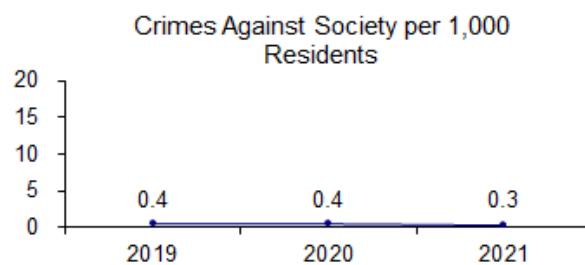
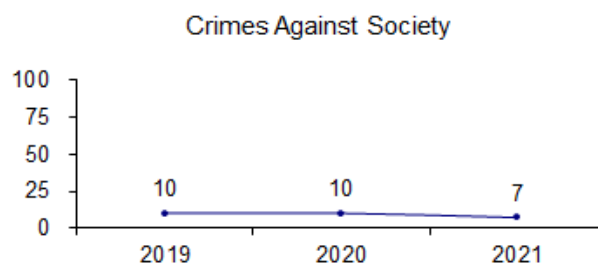
Robbery

The taking, or attempting to take, anything of value under confrontational circumstances from the control, custody, or care of another person by force or threat of force or violence and/or by putting the victim in fear of immediate harm.



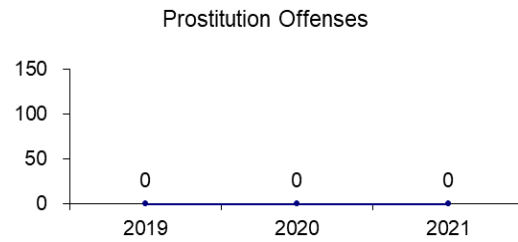
**Crimes Against Society**

Crimes against society are offenses against society's prohibition against engaging in certain types of activity and typically do not have individual victims. Relevant offenses in this category include illegal drug activity, prostitution-related offenses, and weapon law violations.



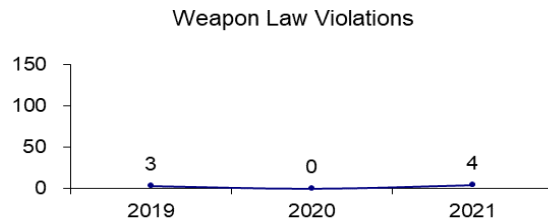
Prostitution Offenses

To unlawfully engage in or promote sexual activities for anything of value.



Weapon Law Offenses

The violation of laws or ordinances prohibiting the manufacture, sale, purchase, transportation, possession, concealment, or use of firearms, cutting instruments, explosives, incendiary devices, or other deadly weapons.



### Cases Closed / Cleared

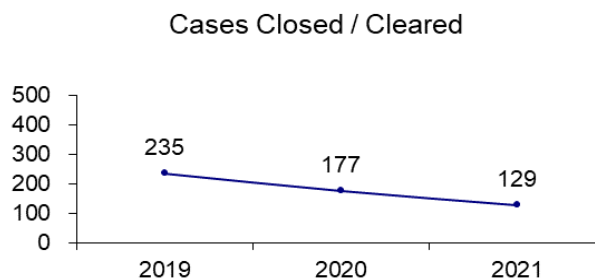
Criminal cases are cleared by arrest, or in some circumstances, by exceptional means (the suspect died, is imprisoned on another charge, victim refuses to testify, etc.). The types of case closures are as follows:

**Cleared by Arrest:** A case can be closed by arrest when at least one suspect is positively identified and charges are recommended to the Prosecuting Attorney's Office. This closure does not require physical booking into a jail or juvenile detention facility. It also does not require the charging of all suspects, if there are multiple suspects in the crime, or of charges for all offenses, if there are multiple offenses in a crime. This category includes criminal citations into district and municipal courts for misdemeanors and felony filings into Superior Court, as well as all filings into Juvenile Court.

**Exceptional Clearance:** A case can be closed "exceptional" if it can be established that a crime has been committed and the identity of a suspect is positively confirmed, but due to circumstances beyond our control, no charges are filed. An example of this type of closure is a case in which the victim declines to assist in prosecution. Another example is when another police agency files charges on a related crime stemming from the same incident. (Car stolen in King County, but suspect arrested in the stolen car in Bellevue. Bellevue P.D. charges the suspect with possession of the stolen car. We close the stolen car case "exceptional.")

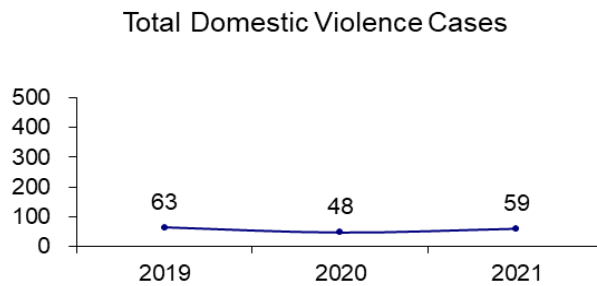
**Unfounded:** Cases are closed as "unfounded" when the investigation reveals that no crime has been committed. An example would be the report of a theft by one party that is determined to be a false report by interviewing other independent witnesses. Reports of crimes determined false are typically not included on this report. Unfounded cases are not included on NIBRS statistics.

**Administrative Clearance:** This clearance is used primarily to close non-criminal police investigations like found property. For instance, if a citizen finds and turns over to police a wallet and investigation reveals who the owner of the wallet is and the item is returned to that person. Only non-administrative clearances are included on this report.



### Total Domestic Violence Cases

Domestic Violence is a subcategory to other offenses that occurs when the offense is committed by one family or household member against another. Family or household members are spouses, former spouse, persons related by blood or marriage, persons who have a child in common, former/current roommates, persons who have or had a dating relationship, and persons who have a biological or legal parent-child relationships, including stepparents and stepchildren and grandparent and grandchildren. In some cases, the age of the victim or suspect may determine whether or not the legal definition above is met. For the purposes of this report, cases in this jurisdiction or investigated by this jurisdiction's police that have at least one domestic violence offense associated are counted.

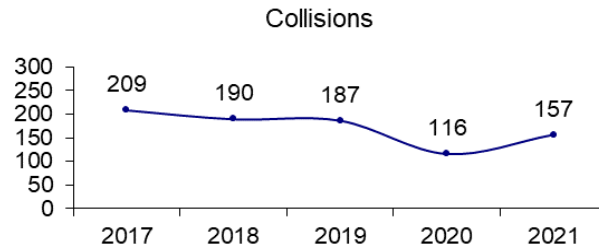




## All Auto & Traffic

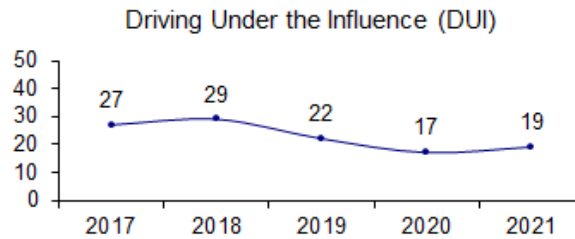
### Traffic Collisions

Collision information includes reports for injury, non-injury, and fatality collisions. Driving under the influence (DUI) collisions and hit-and-runs are excluded from this category.



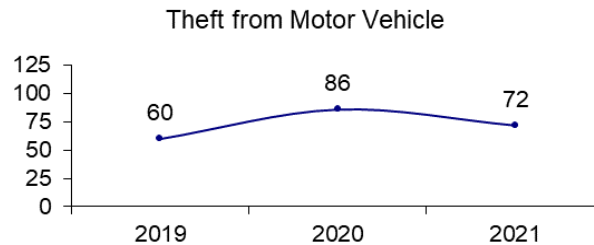
### Driving Under the Influence (DUI) Offense

Driving or operating a motor vehicle or common carrier while mentally or physically impaired as the result of consuming an alcoholic beverage or using a drug or narcotic.



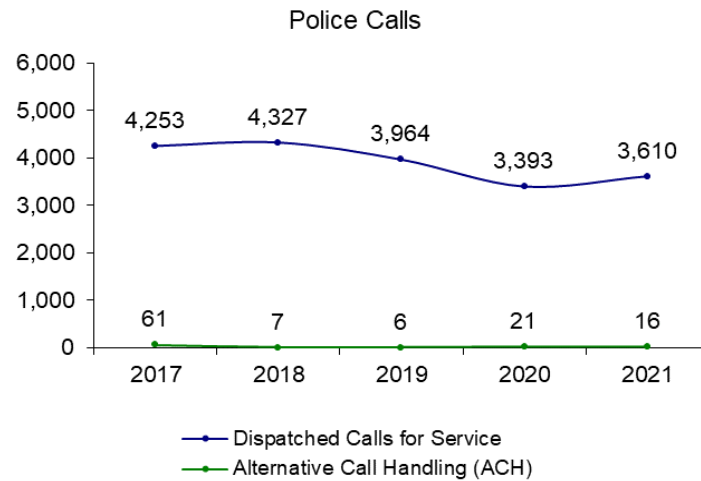
### Theft from a Motor Vehicle

This is a subcategory of Larceny. Represents theft of articles from a motor vehicle, whether locked or unlocked. Excludes theft of motor vehicle parts or accessories.



### Calls for Police Assistance

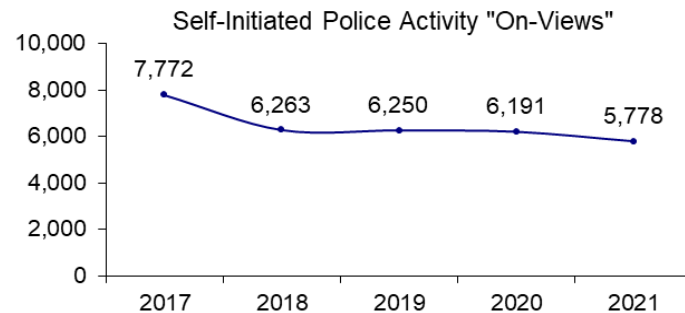
The public receives police assistance in a variety of ways. Residents can call the Emergency 911 Communications Center to have one or more officers dispatched to the field, called a "dispatched call for service" (DCFS). Or, for lesser incidents, residents can also file a report over the phone, called alternate call handling (ACH). Following are the numbers of dispatched calls for service (DCFS) and alternative call handling (ACH) incidents reported.



*Source: KCSO computer aided dispatch (CAD) system*

### Police On-Views

Another way police fight crime is to self-initiate a response to an incident they observe. These responses are initiated by officers themselves, rather than the dispatch center, and are called "on-views."



*Source: KCSO computer aided dispatch (CAD) system*



**Dispatched Calls For Service (DCFS):** The number of DCFS shown here includes calls that are verified to take place inside the city limits and that are charged to the city as part of its police contract. Total DCFS counts, as shown in the Police Service Data section, may be slightly higher (usually less than 5 percent higher).

### Response Times to High Priority Calls

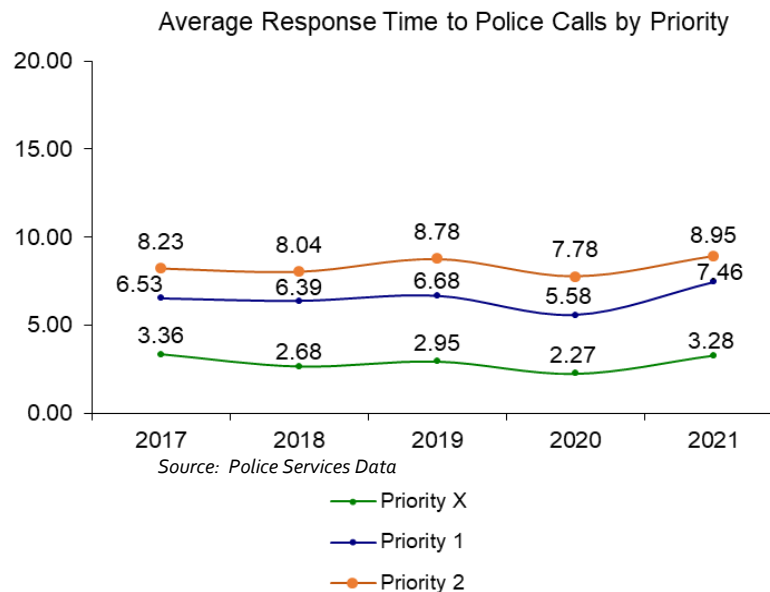
When calls for police assistance are received by the Emergency 911 Communications Center, they are entered into the Computer Aided Dispatch (CAD) system and given a "priority" based on the criteria described below. If the call receiver is in doubt as to the appropriate priority, the call is assigned the higher of the two priority designators in question.

"Priority X" designates critical dispatches. These are incidents that pose an obvious danger to the life of an officer or citizen. It is used for felony crimes in-progress where the possibility of confrontation between a victim and suspect exists. Examples include shootings, stabbings, robberies or burglaries.

"Priority 1" designates immediate dispatches. These are calls that require immediate police action. Examples include silent alarms, injury traffic accidents, in-progress crimes or crimes so recent that the suspect may still be in the immediate area.

"Priority 2" designates prompt dispatches. These are calls that could escalate to a more serious degree if not policed quickly. Examples include verbal disturbances and blocking traffic accidents.

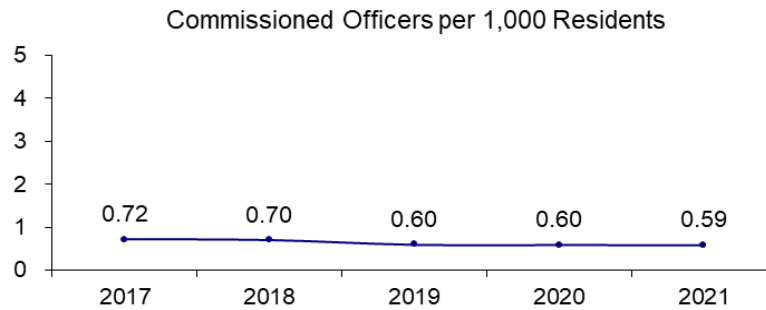
Following are the City of Kenmore's Police response times for the above priority calls. Response times include all time from the receipt of a phone call to the moment an officer arrives at the location of the incident.



**Computer Aided Dispatch (CAD):** A computerized communication system used by emergency response agencies for dispatching and tracking calls for emergency assistance.

### Commissioned Officers per 1,000 Residents

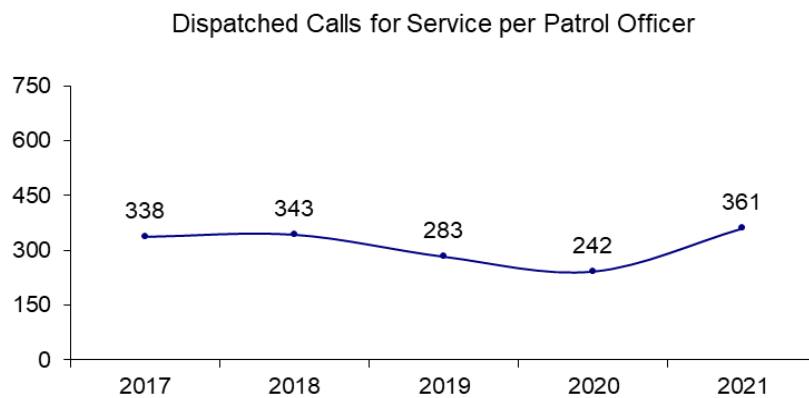
Commissioned officers per 1,000 residents shows how many commissioned police officers are employed by Kenmore for every 1,000 residents. This number includes commissioned officers who work in supervisory or other non-patrol related positions as well as special services officers who work part-time for the city. It does not include professional (i.e. non-commissioned) support staff.



Source: KCSO Contracts Unit

### Dispatched Calls for Service (DCFS) per Patrol Officer

Dispatched calls for service (DCFS) per patrol officer is the average number of dispatched calls one patrol officer responds to within a year. This number uses only dispatched calls Kenmore pays for and does not include the number of responses an officer initiates (such as witnessing and responding to traffic violations, called "on views"). Also, the numbers below are *patrol only* and exclude non-patrol commissioned officers (such as supervisors or special duty officers/detectives).



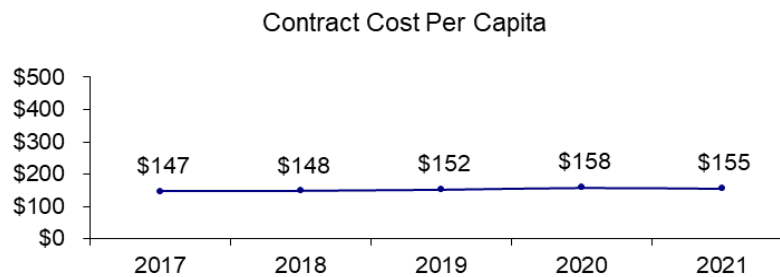
Source: KCSO Contracts Unit

### Costs of Police Services per Capita

The City of Kenmore contracts with the King County Sheriff's Office (KCSO) for police services. Among other benefits, contracting for services from a larger law enforcement agency allows for cost savings through "economies of scale." Specific economies of scale provided through the contract with KCSO include:

- Mutual aid agreements with other law enforcement agencies in Washington State
- A large pool of officers if back-up help is necessary
- Coverage if city officers are away
- Expertise of specialized units to assist officers
- More experienced officers to select from for city staffing
- Cost sharing throughout the department to keep city costs down
- Patrol supervision and precinct services provided by our contract city partner, Shoreline Police

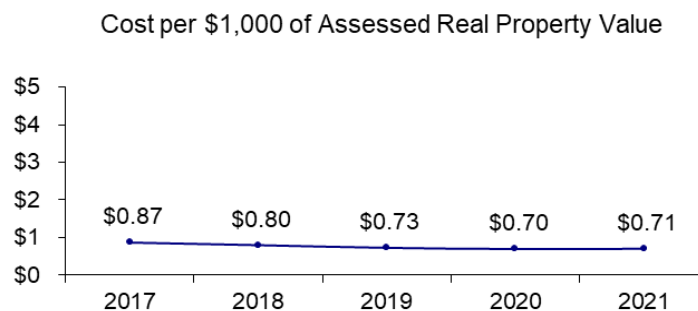
Costs for police services vary depending on a city's resources and the level and type of police services the community wants. The City of Kenmore may have additional funds or expenditures for special projects or programs as part of the city's law enforcement budget. These additional costs are not reflected in the contract cost per capita, which shows the contract cost for police services divided by Kenmore's population.



Source: KCSO Contracts Unit

### Cost per \$1,000 of Assessed Real Property Value

Cost per \$1,000 of assessed real property value shows Kenmore's contract cost in relationship to the property values of Kenmore.

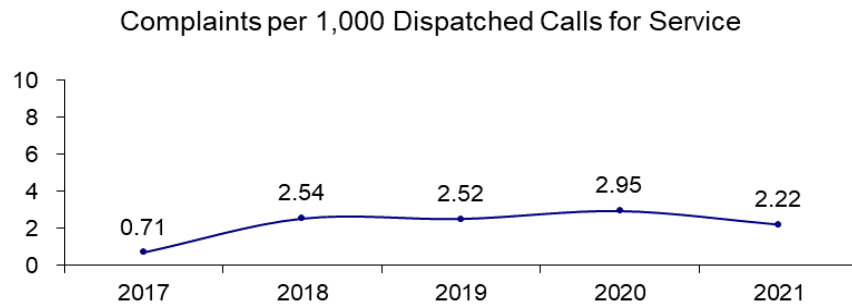


Source: King County Assessor's Office

### Complaints against Officers

Complaints against city police officers can originate from the public or internal police department personnel. All complaints are accepted and reviewed. When a complaint is made, the King County Sheriff's Office Internal Investigations Unit (IIU) will review the complaint. While serious complaints are investigated by IIU, the majority of complaints are far less serious and are handled at the worksites by supervisors. The following are the preliminary number of internal and external complaints that were investigated for city officers. Please note that these numbers are preliminary counts; final numbers will be published in the IIU Annual Report, released each spring. The data shown is inclusive of all complaints received, regardless if the involved employee(s) was exonerated.

	2017	2018	2019	2020	2021
Number of Complaints	3	11	10	10	8
Number of Dispatched Calls for Service	4,309	4,327	3,964	3,393	3,610



Source: KCSO Internal Investigations Unit

## City of Kenmore 2021 Police Service Report: *Statistics Section*



**City of Kenmore**  
Annual Statistics 2021  
Crime Analysis Unit

*Information as of February 3, 2022*

The King County Sheriff's Office (KCSO) quarterly statistical reports are for our contract city chiefs and city councils to use as a "snapshot" to gauge crime and calls for service in a particular geographic area. KCSO reports crime statistics to the Federal Bureau of Investigation's (FBI) in the National Incident Based Reporting System (NIBRS) format, thus crime statistics in this report are based on NIBRS definitions from the report management system (RMS).

*Crime statistics included in this report are based on **crime recorded within the city boundaries** organized by the **date the initial police report of a crime was taken**<sup>i</sup>, to provide useful working data for city chiefs and city councils. The statistics are **not the official crime statistics for the city**, and should not be compared to the WASPC reporting to the FBI<sup>ii</sup>. Official crime statistics for the cities that will be recorded by the FBI can be found in the state-wide Crime in Washington report [here](#).*

OFFENSE SUMMARY	1-Q	2-Q	3-Q	OCT	NOV	DEC	4-Q	YTD
Crimes Against Persons	23	24	31	6	6	12	24	102
Crimes Against Property	104	87	87	27	40	45	112	390
Crimes Against Society	1	2	1	2	0	1	3	7
Cases Closed/Cleared	30	43	22	16	9	9	34	129
Total Domestic Violence Cases	16	16	21	2	2	2	6	59
Total Arrests Adults <sup>iii</sup>	34	42	25	15	8	15	38	139
Total Arrests Juveniles <sup>iv</sup>	1	4	1	0	0	0	0	6

*Offense statistics are based on approved summary and arrest reports in the RMS.*

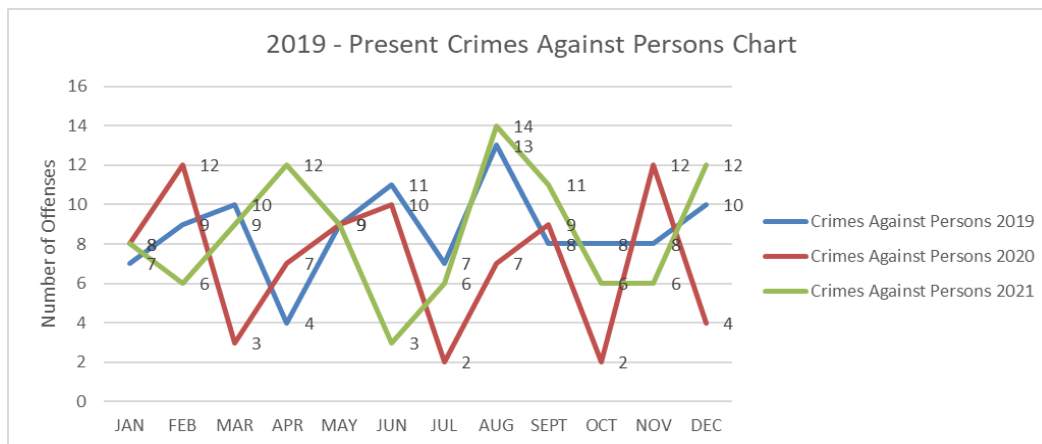


**City of Kenmore**  
Annual Statistics 2021  
Crime Analysis Unit

**Offenses by Category**

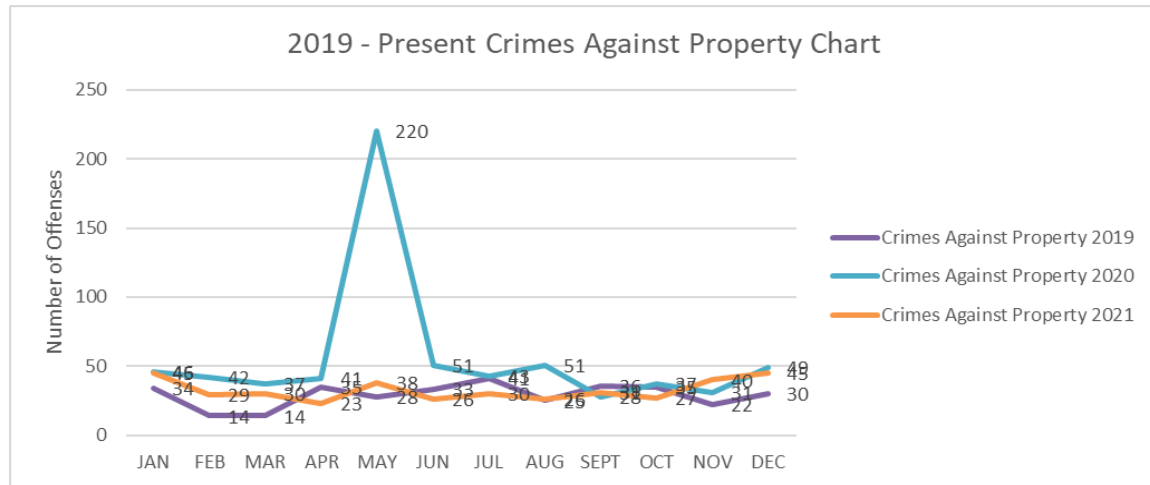
NIBRS offenses fall under three categories: Crimes Against Persons, Crimes Against Property, and Crimes Against Society. For a list of all NIBRS offenses that fall into the three categories, please look [here](#).<sup>v</sup>

<b>Crimes Against Persons</b>	<b>1-Q</b>	<b>2-Q</b>	<b>3-Q</b>	<b>OCT</b>	<b>NOV</b>	<b>DEC</b>	<b>4-Q</b>	<b>YTD</b>
Aggravated Assault Offenses	1	2	1	1	2	3	6	10
Simple Assault	13	12	13	2	2	2	6	44
Intimidation Offenses	3	3	7	1	0	6	7	20
Homicide Offenses	0	0	1	0	0	0	0	1
Human Trafficking Offenses	0	0	0	0	0	0	0	0
Kidnapping	0	0	0	0	0	0	0	0
Sex Offenses	1	0	1	1	1	1	3	5
No-Contact/Protection Order Violations	5	7	8	1	1	0	2	22
<b>TOTAL Crimes Against Persons</b>	<b>23</b>	<b>24</b>	<b>31</b>	<b>6</b>	<b>6</b>	<b>12</b>	<b>24</b>	<b>102</b>



<b>Crimes Against Property</b>	<b>1-Q</b>	<b>2-Q</b>	<b>3-Q</b>	<b>OCT</b>	<b>NOV</b>	<b>DEC</b>	<b>4-Q</b>	<b>YTD</b>
Commercial Burglary	4	4	2	1	0	4	5	15
Residential Burglary	4	5	5	1	3	3	7	21
Fraud Offenses	12	14	8	3	4	9	16	50
Destruction/Damage/Vandalism of Property	17	11	13	2	5	4	11	52
Larceny	60	47	45	15	25	21	61	213
Motor Vehicle Theft	5	5	12	3	2	1	6	28
Robbery	1	0	1	2	0	1	3	5
Other Crimes Against Property	1	1	1	0	1	2	3	6
<b>TOTAL Crimes Against Property</b>	<b>104</b>	<b>87</b>	<b>87</b>	<b>27</b>	<b>40</b>	<b>45</b>	<b>112</b>	<b>390</b>

**City of Kenmore**  
Annual Statistics 2021  
Crime Analysis Unit



Crimes Against Society	1-Q	2-Q	3-Q	OCT	NOV	DEC	4-Q	YTD
Drug/Narcotic Offenses	0	0	0	1	0	0	1	1
Prostitution Offenses	0	0	0	0	0	0	0	0
Weapon Law Violations	1	0	1	1	0	1	2	4
Other Crimes Against Society	0	2	0	0	0	0	0	2
<b>TOTAL Crimes Against Society</b>	<b>1</b>	<b>2</b>	<b>1</b>	<b>2</b>	<b>0</b>	<b>1</b>	<b>3</b>	<b>7</b>

**Larceny by Type**

Larceny Details	1-Q	2-Q	3-Q	OCT	NOV	DEC	4-Q	YTD
Pocket-picking	0	0	0	0	0	0	0	0
Purse-snatching	0	0	0	0	0	0	0	0
Shoplifting	3	3	0	3	0	1	4	10
Theft From Building	5	7	5	1	2	1	4	21
Theft From Coin-Operated Machine or Device	0	0	0	0	0	0	0	0
Theft From Motor Vehicle	19	14	18	8	5	8	21	72
Theft of Motor Vehicle Parts or Accessories	8	5	5	2	6	6	14	32
All Other Larceny	25	18	17	1	12	5	18	78
<b>TOTAL</b>	<b>60</b>	<b>47</b>	<b>45</b>	<b>15</b>	<b>25</b>	<b>21</b>	<b>61</b>	<b>213</b>

**City of Kenmore**  
Annual Statistics 2021  
Crime Analysis Unit

**Charges on Arrests<sup>1</sup>**

<b>Charges on Arrests</b>	<b>1-Q</b>	<b>2-Q</b>	<b>3-Q</b>	<b>OCT</b>	<b>NOV</b>	<b>DEC</b>	<b>4-Q</b>	<b>YTD</b>
Assault Offenses	13	14	10	2	2	6	10	47
Burglary	0	1	0	0	0	0	0	1
Destruction/Damage/Vandalism	0	3	2	0	1	3	4	9
Disorderly Conduct	0	1	0	1	0	0	1	2
Driving Under the Influence	8	5	3	0	2	1	3	19
Drug/Narcotic Offenses	1	0	0	0	0	0	0	1
Family Offenses, Nonviolent	1	0	0	0	0	0	0	1
Larceny/Theft Offenses	1	2	0	2	0	0	2	5
Stolen Property Offenses	0	2	1	0	1	1	2	5
Trespass	0	1	0	1	0	0	1	2
Violation of No Contact Orders	5	6	6	1	1	0	2	19
Weapon Law Violations	1	0	0	1	0	1	2	3
All Other Offenses	3	2	3	3	0	2	5	13
Not Reportable to NIBRS (Traffic/Warrants)	2	9	1	4	1	1	6	18
<b>TOTAL Charges</b>	<b>35</b>	<b>46</b>	<b>26</b>	<b>15</b>	<b>8</b>	<b>15</b>	<b>38</b>	<b>145</b>

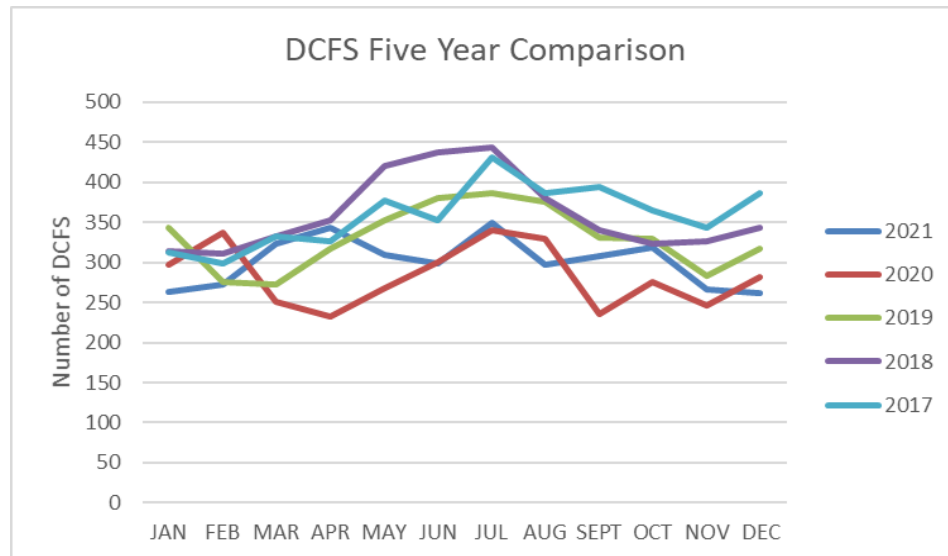
<sup>1</sup> Charges are grouped into categories. Only the top charge on an arrest report is included.

**City of Kenmore**  
Annual Statistics 2021  
Crime Analysis Unit

**Dispatched Calls for Service & Average Response Time**

The below information was generated from our CAD system.

<b>Dispatched Calls for Service</b>	<b>1-Q</b>	<b>2-Q</b>	<b>3-Q</b>	<b>OCT</b>	<b>NOV</b>	<b>DEC</b>	<b>4-Q</b>	<b>YTD</b>
E1	176	185	178	53	62	66	181	720
E2	245	272	285	98	74	80	252	1054
E3	232	253	252	74	62	49	185	922
E4	35	51	61	34	17	16	67	214
E5	171	191	178	59	52	50	161	700
<b>TOTAL DCFS</b>	<b>859</b>	<b>952</b>	<b>954</b>	<b>318</b>	<b>267</b>	<b>261</b>	<b>846</b>	<b>3610</b>



<b>AVG Response Time</b>	<b>1-Q</b>	<b>2-Q</b>	<b>3-Q</b>	<b>OCT</b>	<b>NOV</b>	<b>DEC</b>	<b>4-Q</b>
Critical Dispatch X =	3.11	12.17	5.81	2.94	1.60	N/A	2.61
Immediate Dispatch 1 =	8.63	7.33	7.13	6.76	7.08	6.97	6.94
Prompt Dispatch 2 =	8.09	8.84	9.00	7.89	13.23	9.17	9.90
Routine Dispatch 3 =	16.58	18.78	17.77	14.89	22.32	19.40	18.71

**City of Kenmore**  
Annual Statistics 2021  
Crime Analysis Unit

**Traffic Violations**

<b>Traffic Enforcement Activity</b>	<b>1-Q</b>	<b>2-Q</b>	<b>3-Q</b>	<b>OCT</b>	<b>NOV</b>	<b>DEC</b>	<b>4-Q</b>	<b>YTD</b>
Accident, D.U.I. -399	3	2	1	0	1	0	1	7
Abandoned Vehicle-400	4	4	9	3	3	1	7	24
Accident, Injury-401	5	6	5	0	3	0	3	19
Accident, Non-Injury-402	17	24	27	7	9	7	23	91
Accident, Fatal-403	0	1	0	0	0	0	0	1
D.U.I.-404	4	1	1	0	2	1	3	9
Physical Control-405	0	1	1	0	0	0	0	2
Hit & Run, Occu. Non-Inj-406	1	4	1	2	2	1	5	11
Hit & Run, Unoccupied-407	9	3	8	2	0	3	5	25
Hit & Run, Injury-408	0	0	0	0	0	0	0	0
Hit & Run Pedestrian Bicycle-409	1	0	0	0	0	0	0	1
Motorcycle Complaint-410	0	0	0	0	0	0	0	0
Negligent Driving-411	1	0	0	0	0	0	0	1
Other Moving Violation-412	0	6	6	0	0	0	0	12
Defective Equipment-413	0	0	0	0	0	0	0	0
Other Non-Moving Violation-414	0	1	0	0	0	0	0	1
Off Road Veh/ATV Violation-415	0	0	0	0	0	0	0	0
Parking Violation-416	28	27	37	13	9	7	29	121
Pedestrian/Bicycle Vio-417	0	0	0	0	0	0	0	0
Reckless Driving-418	0	0	0	0	0	0	0	0
Speeding (Pace)-419	0	0	0	0	0	0	0	0
Speeding (Radar)-420	7	18	6	1	3	0	4	35
Traffic Complaint Inv-421	0	2	5	5	3	1	9	16
Attpgt to Elude(Fel.Flight)-422	0	0	0	1	0	0	1	1
Control (Other than Fire)-423	0	0	0	0	0	0	0	0
Driving While License Revoked / Suspended-424	0	4	1	0	1	0	1	6
Operator's Lic Vio, Other-425	1	0	0	0	0	0	0	1
Seatbelt Violation-426	0	3	1	0	0	0	0	4
Vehicle License Vio-427	7	13	5	0	2	2	4	29
Incident NSC Other than Acc-429	0	0	0	0	0	0	0	0
<b>TOTAL</b>	<b>88</b>	<b>120</b>	<b>114</b>	<b>34</b>	<b>38</b>	<b>23</b>	<b>95</b>	<b>417</b>

**City of Kenmore**  
Annual Statistics 2021  
Crime Analysis Unit

## **GLOSSARY OF TERMS**

### **Arrests**

An arrest is recorded when at least one suspect is arrested, cited, or referred for prosecution for a crime. "Total Arrests" indicate the number of approved arrest reports within each date range. The "Charges on Arrests" table shows the top charges on those arrests. Arrest data for the Crime in Washington report is compiled slightly differently, and is based on the NIBRS categorization of the offense rather than the NIBRS categorization of the charge.

### **Cases Closed/Cleared**

Criminal cases are cleared by arrest, or in some circumstances, by exceptional means (the suspect died, is imprisoned on another charge, victim refuses to testify, etc.). The types of case closures are as follows:

**Cleared by Arrest:** A case can be closed by arrest when at least one suspect is positively identified and charges are recommended to the Prosecuting Attorney's Office. This closure does not require physical booking into a jail or juvenile detention facility. It also does not require the charging of all suspects, if there are multiple suspects in the crime, or of charges for all offenses, if there are multiple offenses in a crime. This category includes criminal citations into district and municipal courts for misdemeanors and felony filings into Superior Court, as well as all filings into Juvenile Court.

**Exceptional Clearance:** A case can be closed "exceptional" if it can be established that a crime has been committed and the identity of a suspect is positively confirmed, but due to circumstances beyond our control, no charges are filed. An example of this type of closure is a case in which the victim declines to assist in prosecution. Another example is when another police agency files charges on a related crime stemming from the same incident. (Car stolen in King County, but suspect arrested in the stolen car in Bellevue. Bellevue P.D. charges the suspect with possession of the stolen car. We close the stolen car case "exceptional.")

**Unfounded:** Cases are closed as "unfounded" when the investigation reveals that no crime has been committed. An example would be the report of a theft by one party that is determined to be a false report by interviewing other independent witnesses. Reports of crimes determined false are typically not included on this report. Unfounded cases are not included on NIBRS statistics.

**Administrative Clearance:** This clearance is used primarily to close non-criminal police investigations like found property. For instance, if a citizen finds and turns over to police a wallet and investigation reveals who the owner of the wallet is and the item is returned to that person. Only non-administrative clearances are included on this report.

### **Dispatched Calls for Service**

Calls received in the Communications Center which result in one or more patrol units being dispatched.

### **Domestic Violence**

Domestic Violence is a subcategory to other offenses that occurs when the offense is committed by one family or household member against another. Family or household members are spouses, former spouse, persons related by blood or marriage, persons who have a child in common, former/current roommates, persons who have or had a dating relationship, and persons who have a biological or legal parent-child relationships, including stepparents and stepchildren and grandparent and grandchildren. In some cases, the age of the victim or suspect may determine whether or not the legal definition above is met. For the purposes of this report, cases in this jurisdiction or investigated by this jurisdiction's police that have at least one domestic violence offense associated are counted.

**City of Kenmore**  
Annual Statistics 2021  
Crime Analysis Unit

**NIBRS**

The National Incident-Based Reporting System is an update to the FBI's Uniform Crime Reporting Program that is intended to capture more details on crime incidents than the previous Summary Reporting System (SRS). Starting in 2021, the FBI will require agencies to submit data through NIBRS. For more information on the NIBRS transition, visit [www.fbi.gov/nibrs](https://www.fbi.gov/nibrs).

While this report uses NIBRS terminology to categorize offenses, it is intended to provide useful working data and should not be viewed as the official crime statistics for the jurisdiction. For official crime statistics, visit <https://www.waspc.org/crime-statistics-nibrs>.

NIBRS divides crime into three major categories. This report provides data on selected offenses within each category:

**Crimes Against Persons:** Included offenses are murder and non-negligent homicide, negligent manslaughter, human trafficking for commercial sex acts and involuntary servitude, assault, kidnapping (custodial interference excluded), and sex offenses (e.g. rape, sexual assault, child molestation and related). These are defined as crimes against persons because the victims are always individuals. The State of Washington includes violation of no-contact or protection orders in this category as well.

**Crimes Against Property:** The object of Crimes Against Property is to obtain (or destroy) money, property, or some other benefit. Burglary, fraud, vandalism, robbery, motor vehicle theft, arson, and larceny all fall into this category.

**Crimes Against Society:** Crimes against society are offenses against society's prohibition against engaging in certain types of activity and typically do not have individual victims. Some offenses in this category include illegal drug activity, prostitution-related offenses, and weapon law violations.

**Response Times/Priorities**

**Priority X - Critical Dispatch:** This category is used for those calls that pose an obvious threat to the safety of persons. Examples include shootings, stabbings and in-progress crimes such as robberies or burglaries where the possibility of a confrontation between a victim and suspect exists.

**Priority 1 - Immediate Dispatch:** This category is used for those calls that require immediate police action. Examples include silent alarms, injury traffic accidents, in-progress crimes or crimes that have just occurred where a suspect may still be in the immediate area.

**Priority 2 - Prompt Dispatch:** This category is used for those calls that could escalate to a more serious degree if not policed quickly. Examples include verbal disturbances and blocking traffic accidents.

**Priority 3 - Routine Dispatch:** This category is used for those calls where response time is not a critical factor. Examples include burglaries and larcenies that are not in progress, audible alarms, or other routine reports.

<sup>i</sup> Because data is pulled from the case itself in the report management system (RMS), and only pulling approved cases, there may be different results for the same time period depending on when the data is pulled. What is being provided is a "snapshot" at a given time and not considered official crime statistics.

<sup>ii</sup> NIBRS reporting for a city will only track offenses with that city as a "Primary Agency". This will exclude some crime that occurred within the geographical boundaries of the city and is intended to exclude crimes investigated by King County Metro Transit and Sound Transit police. While in most cases the primary agency will be correctly assigned, we have found that sometimes offenses have been incorrectly assigned to unincorporated King County, especially in cities where unincorporated units handle many of the calls. NIBRS statistics for a given time period are not fixed once initially generated – they can be updated every month as new developments occur and will also (usually) be based on the date of the offense rather than the date of the initial report. We only upload official NIBRS stats on a monthly basis and require report approval before upload. Because of this, there can also be some delay before WASPC records a crime, especially when complex cases are involved.

<sup>iii</sup> Includes bookings at time of incident, warrant arrests, and referrals for prosecution.

<sup>iv</sup> Includes bookings at time of incident, warrant arrests, and referrals for prosecution.

<sup>v</sup> NIBRS offense codes are aligned to the internal KCSO Final Classification Codes (FCRs) in a standardized manner except that when the Records Unit manually changes a NIBRS code on a report (in accordance with NIBRS rules), then the FCR and NIBRS code may not match.



# Police Services Report 2021

*Kenmore Police Department*

Chief Brandon Moen  
April 18, 2022



## Kenmore Police- *Current Status*

- 1 Police Chief
- 10 Patrol Officers (+2 vacancies)
- 1 Detective
- Major Crimes/Special Assault Unit/  
Fire Investigation/MARR Detectives  
services provided by KCSO
- 24/7 coverage- minimum of 2 patrol  
officers on-duty
- 10 hour shifts, with an overlap between  
shifts in the evening
- Shared supervision agreement with  
Shoreline PD



## Staffing Comparison

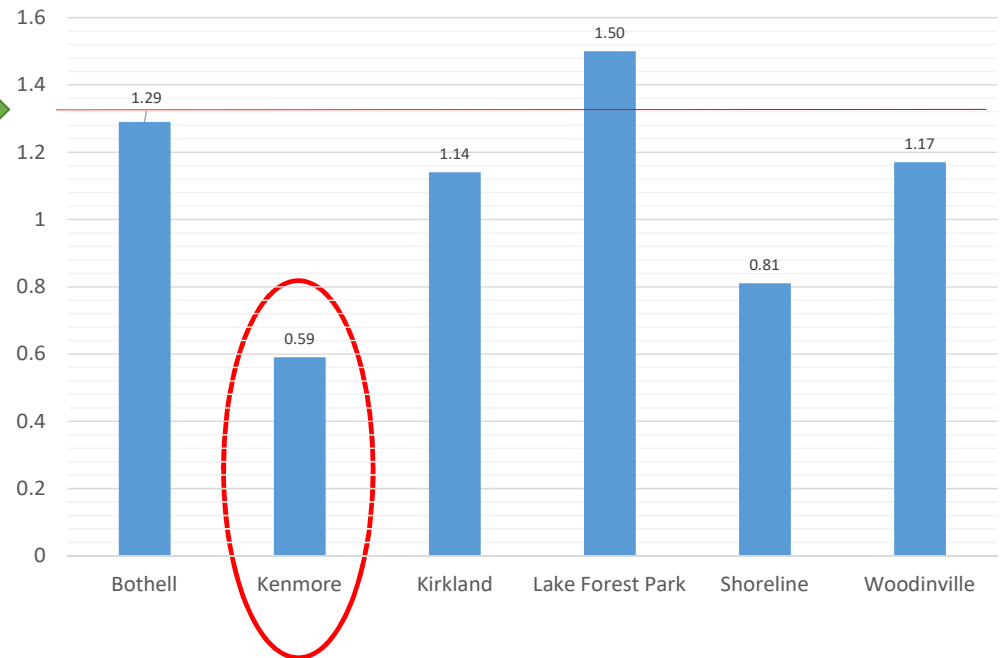


State Average for  
Police Agencies:  
1.32 Officers/1,000



- Kenmore has the 2<sup>nd</sup> lowest number of officers per 1,000 residents of cities in King County
- Less than half the state average for police departments in Washington  
*0.59 officers/1,000 residents vs 1.32 average*

Commisioned Officers per 1,000 Residents



<https://www.waspc.org/cjis-statistics---reports>



Kenmore was ranked as the  
**5<sup>th</sup>** safest city in the State of  
Washington by Safewise

*Based on a combination of violent crime and property crime  
stats, and population parameters*

<https://www.safewise.com/blog/safest-cities-washington>

# Community Engagement

## Recognize This Vehicle?



- Chevy S10
- Late 90's model
- Red
- Extended Cab
- Covered Hard Top Truck Bed



## Do You Know this Car Prowler?





# National Night Out 2022

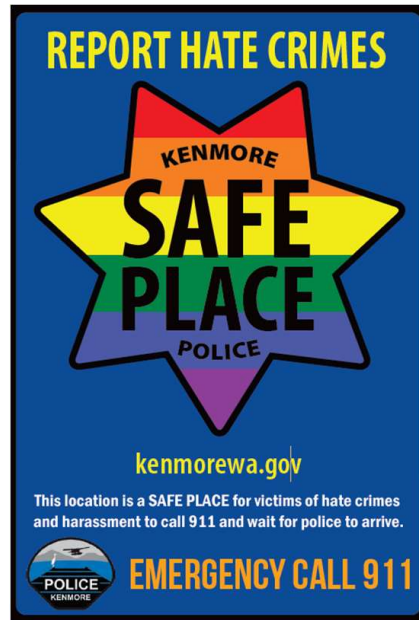
August 3<sup>rd</sup>— in conjunction with the Farmer's Market

- 100% Outdoors
- Kids Activities
- Emergency Vehicles
- Emergency Preparedness Info



## Emphasis Projects

- Safe Place
- Free Locking Prescription Bags
- Prescription Drop Box
- Washington Traffic Safety Commission Grants
- Target Zero
- Automated Traffic Enforcement Support



# North Sound RADAR

## *Response Awareness De-escalation and Referral*

- Partnership between Shoreline, Kenmore, Lake Forest Park, Bothell, and Kirkland PDs
- Program expanding with full-time FTEs, increased hours, and Navigator solo response
- Mental Health Professional “Navigator” Outreach in a co-responder model with a Kenmore Officer
- Response Plans available to Officers for volatile persons in the community
- Funded by King County MIDD and WASPC Grants
- Program Manager- Brook Buettner





## Mayor's Pledge

*Review- Engage- Report- Reform*



- Recommendations for reform **locally** from 2020 Report:
  - Augmenting existing training: **Ongoing**
  - Proactively implementing I-940's Community Representative involvement in independent investigations: **Completed**
  - Increased Community-Oriented Policing Efforts: **Ongoing**
  - Annual use of force reporting for Kenmore: **Completed**
  - Funding allocated for additional RADAR program outreach: **Completed**
- Recommendation for reform with **KCSO and Washington**
  - The City has been advocating for reforms regionally and state-wide: **Completed**





## How Do We Compare to Our Neighbors?

- Comparisons are based on 2020 crime statistics (a 2021 comparison will be available during the summer)
- Based on WASPC's *Crime in Washington* Report
- Group "A" Offenses- Includes a wide-range of crimes (major- murder, rape; minor- theft, fraud)

Table 1- 2020 Crime Rate per 1,000 Residents

	Kenmore	Bothell	Lake Forest Park	Kirkland	Woodinville	Shoreline
<b>Crime Rate per 1,000 Residents</b>	32.9	69.0	44.4	54.2	59.3	56.9
% Comparison to Kenmore		+52%	+26%	+39%	+45%	+42%

<https://www.waspc.org/cjis-statistics---reports>

## County-Wide Comparison (2020)



Table 2- Top 10 Jurisdictions within King County- 2020 Crime Rate

Population	City/Agency	Crime Rate/1,000 Residents
205	Skykomish PD*	0.0
300	Beaux Arts Village*	26.7
65,100	Sammamish PD*	26.7
7,950	Duvall PD	26.7
5,205	Black Diamond PD	29.6
1,030	Yarrow Point	30.1
2,265	Carnation PD*	31.8
24,690	Mercer Island PD	32.3
23,450	Kenmore PD*	32.9
26,180	Maple Valley PD*	36.0
<b>State Average</b>		<b>65.3</b>

\*KCSO contract city

- Kenmore had the 9<sup>th</sup> lowest 2020 crime rate per capita in King County (5<sup>th</sup> lowest if the smallest cities are removed)
- 6 of the top 10 cities with the lowest crime rate are contract cities with KCSO


<https://www.waspc.org/assets/CJIS/crime%20in%20washington%202019-small.pdf>

# Notable Investigations

- Drug/Neighborhood Issues
- Commercial Burglaries
- Major Crimes Investigations
  - Homicide
  - Road Rage Shooting
  - Pharmacy Robbery



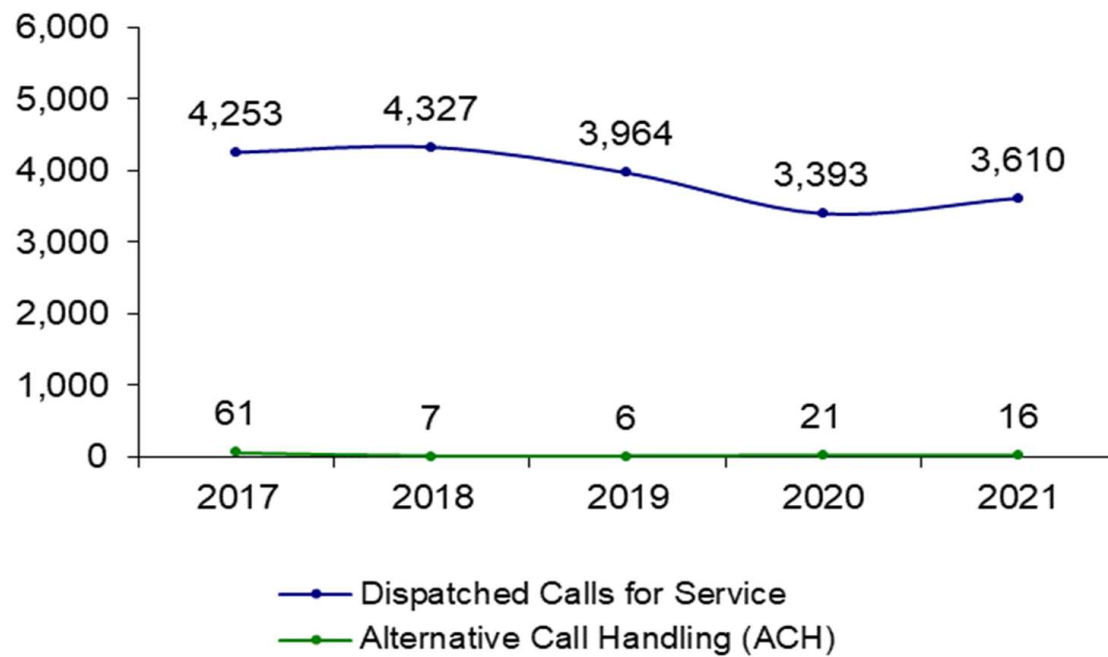
\$8,700 Cash, 3 pounds Meth, 219 grams of pills, 93 grams heroin, 40 grams cocaine



Loaded 9mm Handgun, 655 suspected Fentanyl Meth, 169 grams Heroin, 9.5 grams Cocaine, \$6,

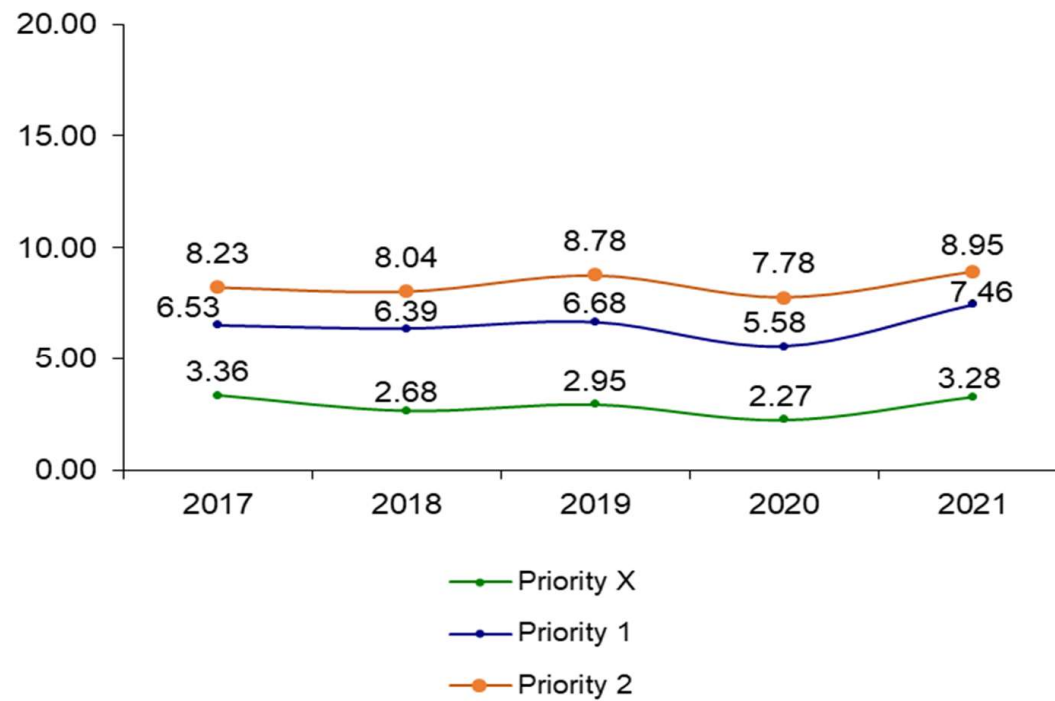


## Calls for Police Assistance



Source: KCSO Computer Aided Dispatch (CAD) system

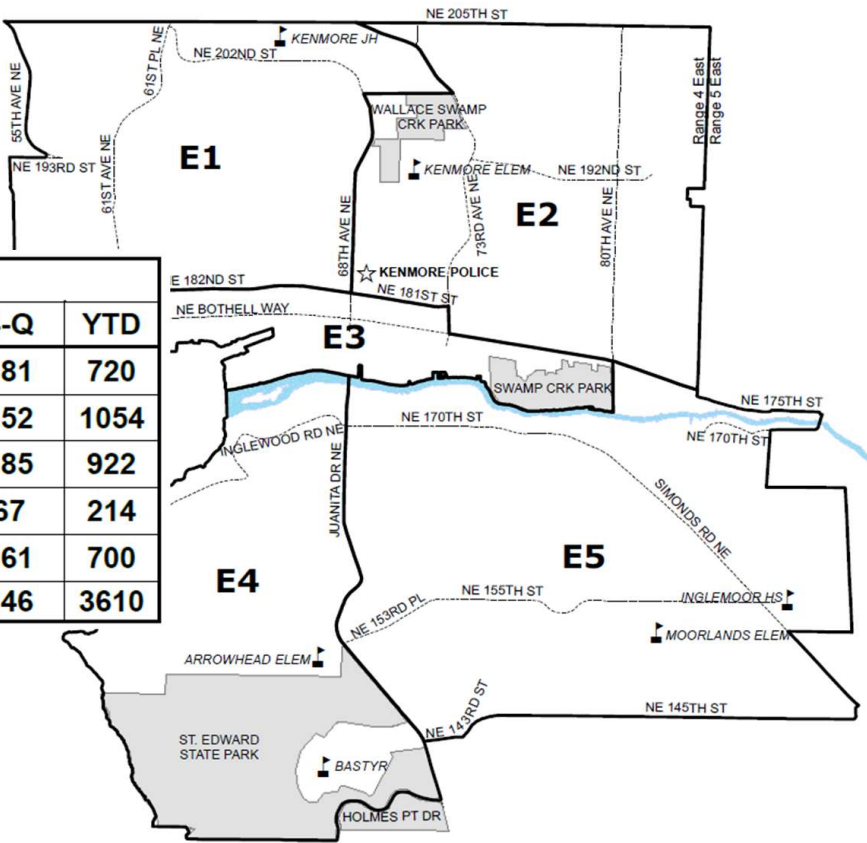
## Average Response Times



Source: Police Services Data

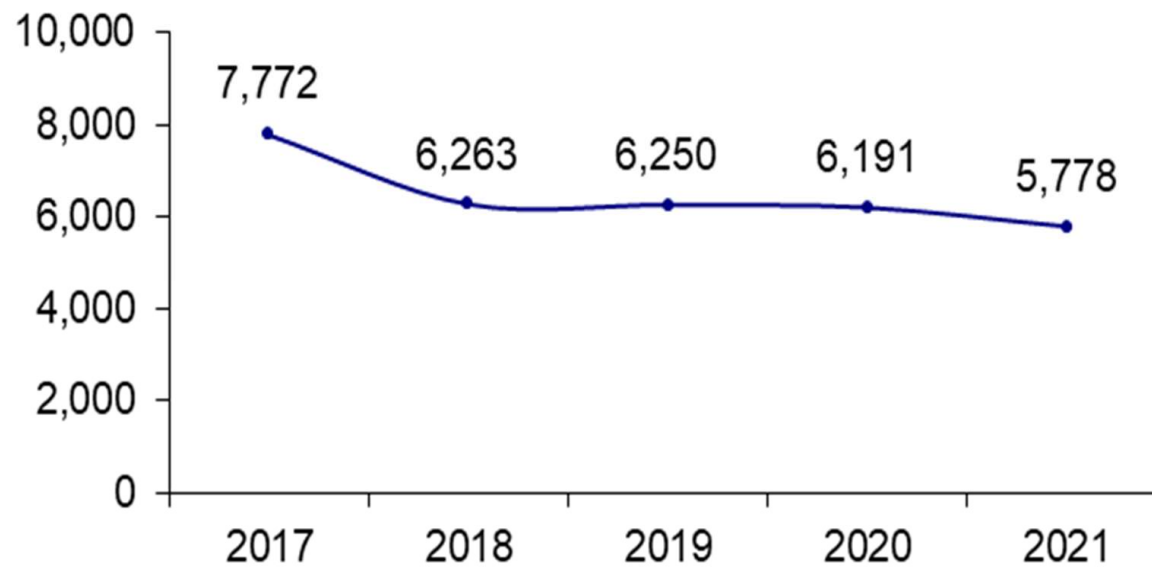
# Dispatched Calls by District 2021

Dispatched Calls for Service	1-Q	2-Q	3-Q	4-Q	YTD
E1	176	185	178	181	720
E2	245	272	285	252	1054
E3	232	253	252	185	922
E4	35	51	61	67	214
E5	171	191	178	161	700
TOTAL DCFS	859	952	954	846	3610



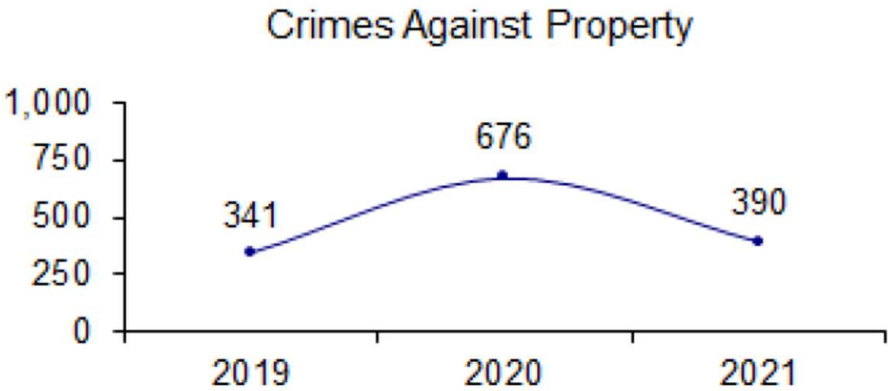
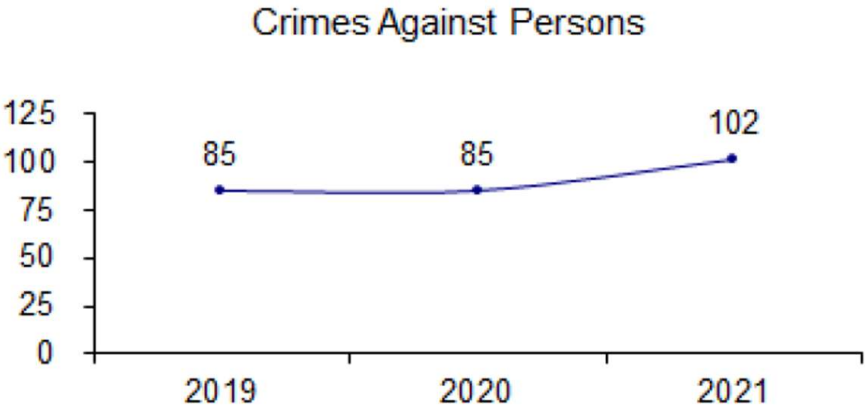


## Self-Initiated Police Activity (On-Views)



Source: KCSO Computer Aided Dispatch (CAD) system

# Crimes Against Persons/ Crimes Against Property



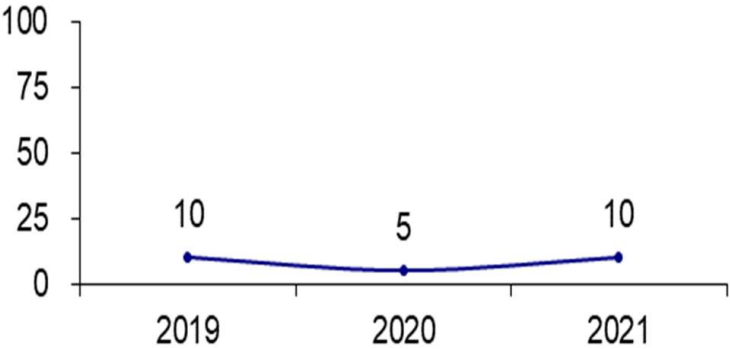
➡ 2020 includes COVID-related spike in unemployment fraud cases



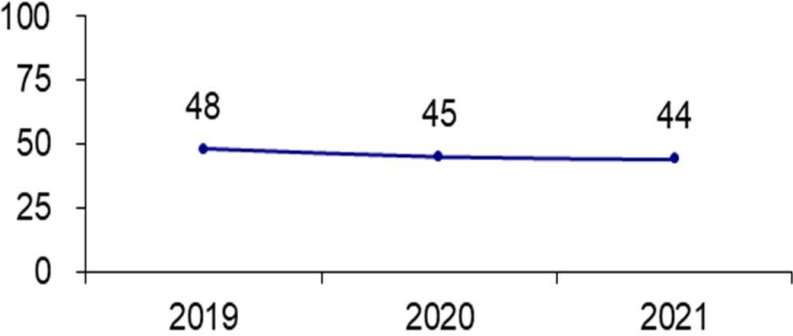
# Assaults



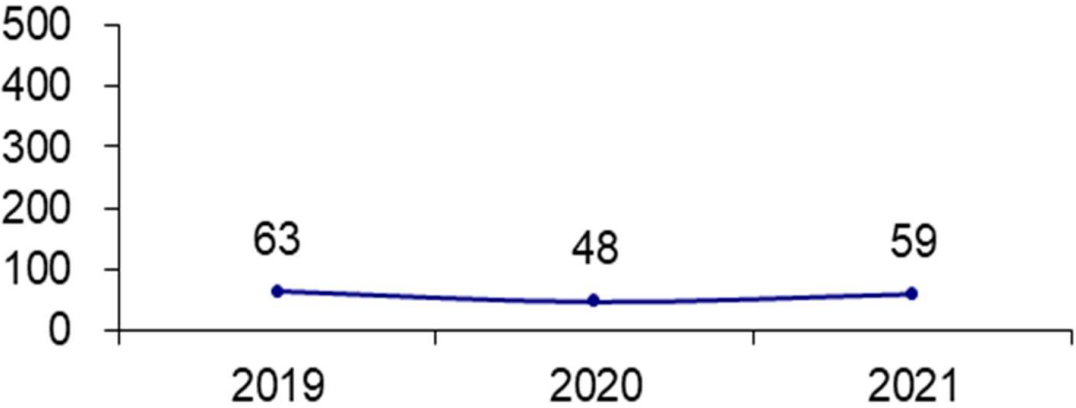
Aggravated Assault Offenses



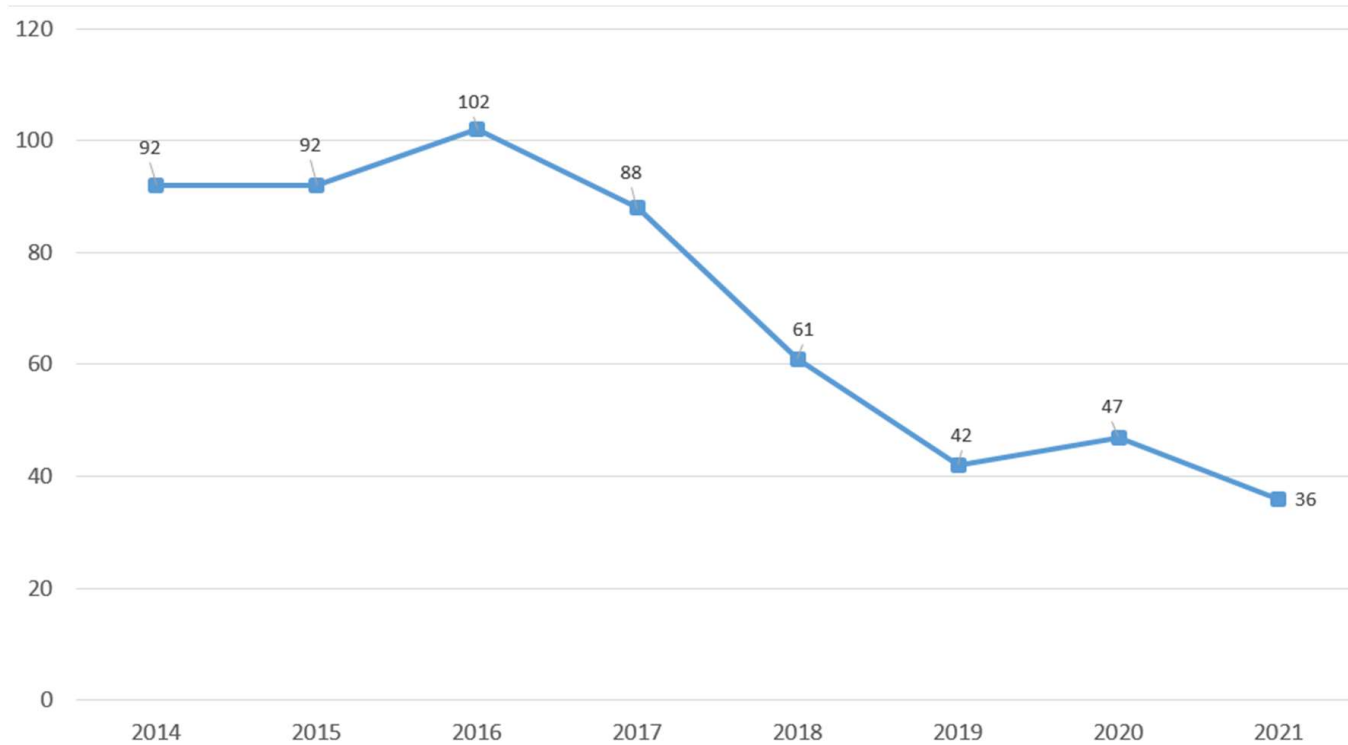
Simple Assault Offenses



# Domestic Violence Cases



## Burglaries (Commercial and Residential)

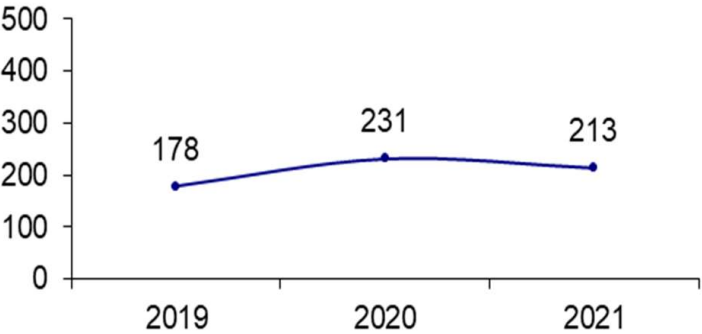


2019-2021 based on  
NIBRS reporting  
classifications;  
2014-18 based on  
UCR classifications

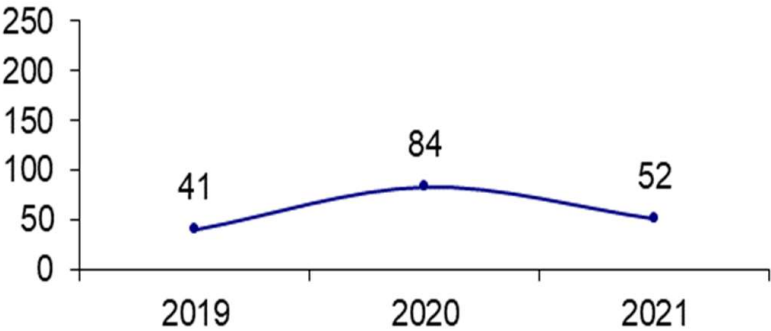
# Thefts and Vandalism



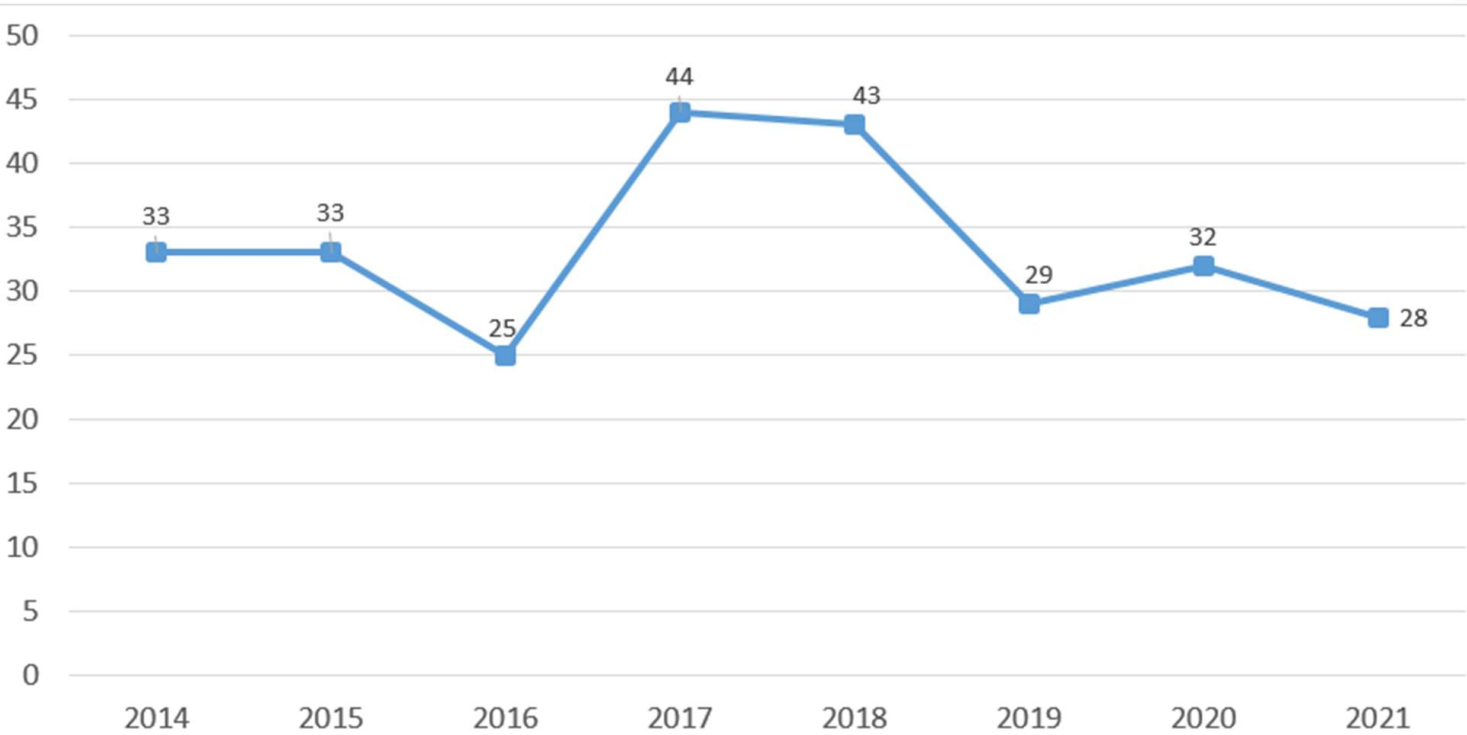
Larceny (Shoplifting & Other)



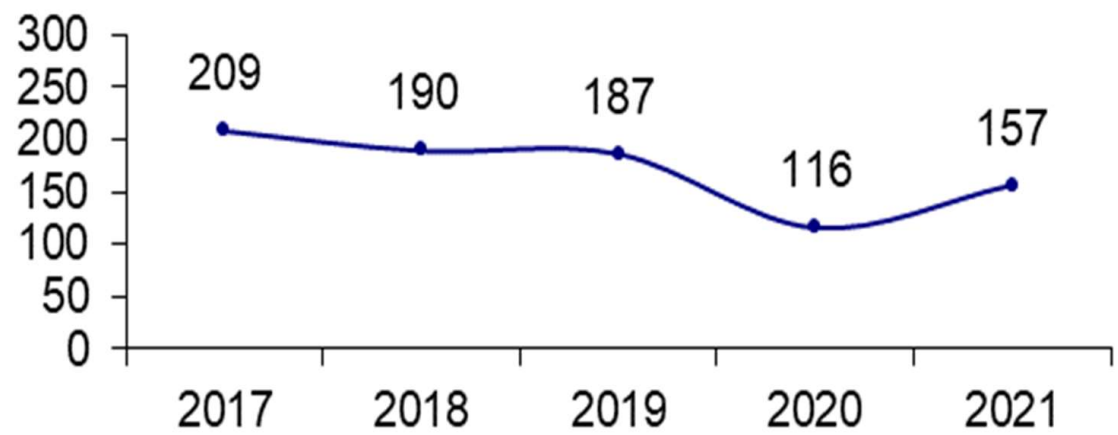
Destruction/Damage/Vandalism of Property

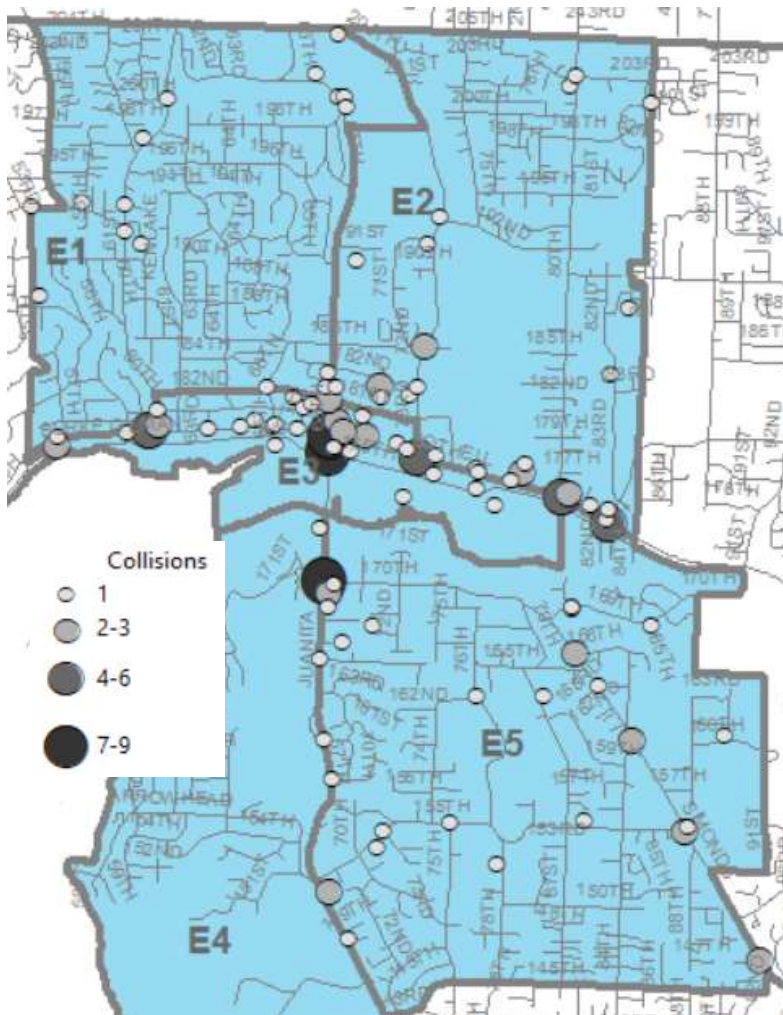


# Motor Vehicle Thefts



# Traffic Collisions



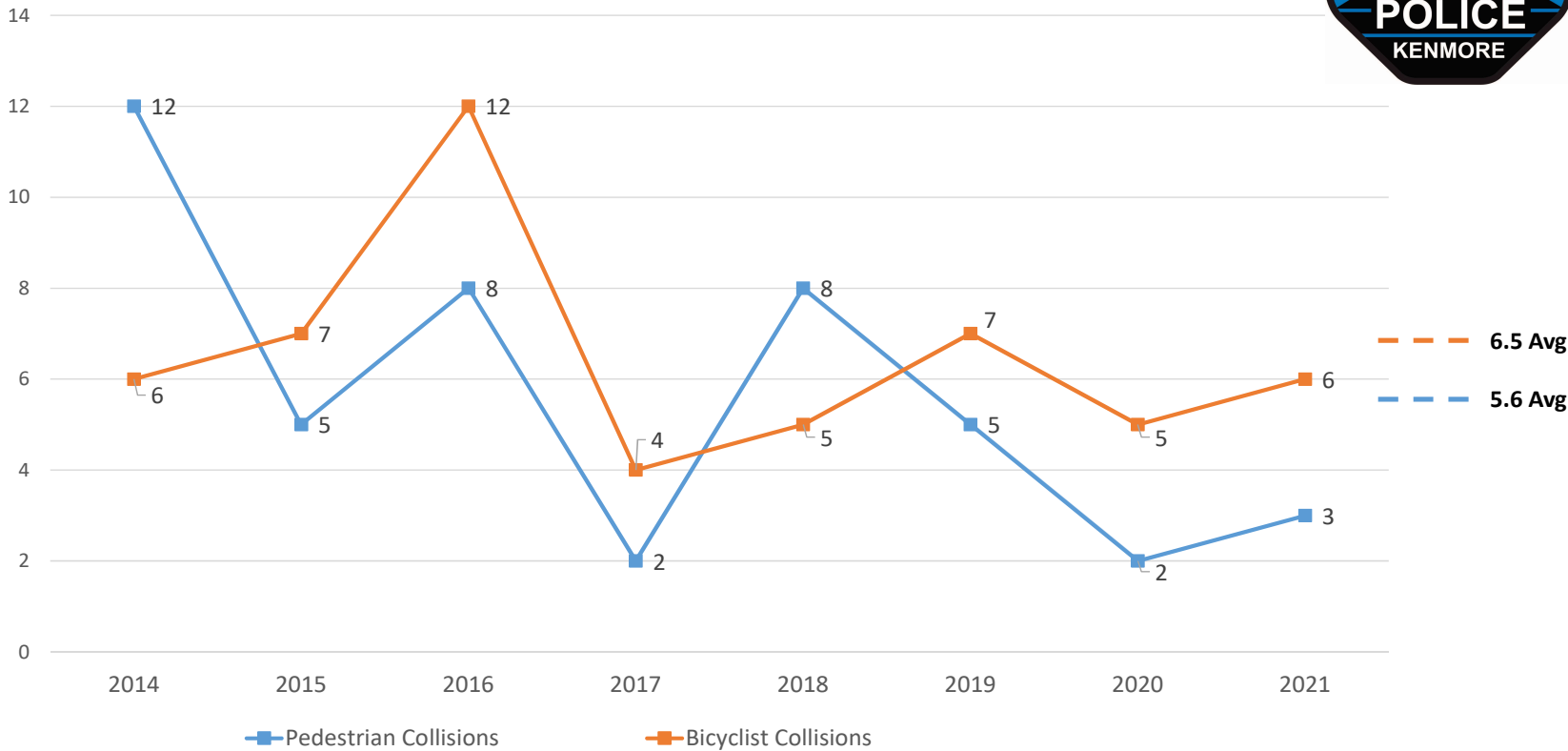


## 2021 Collisions



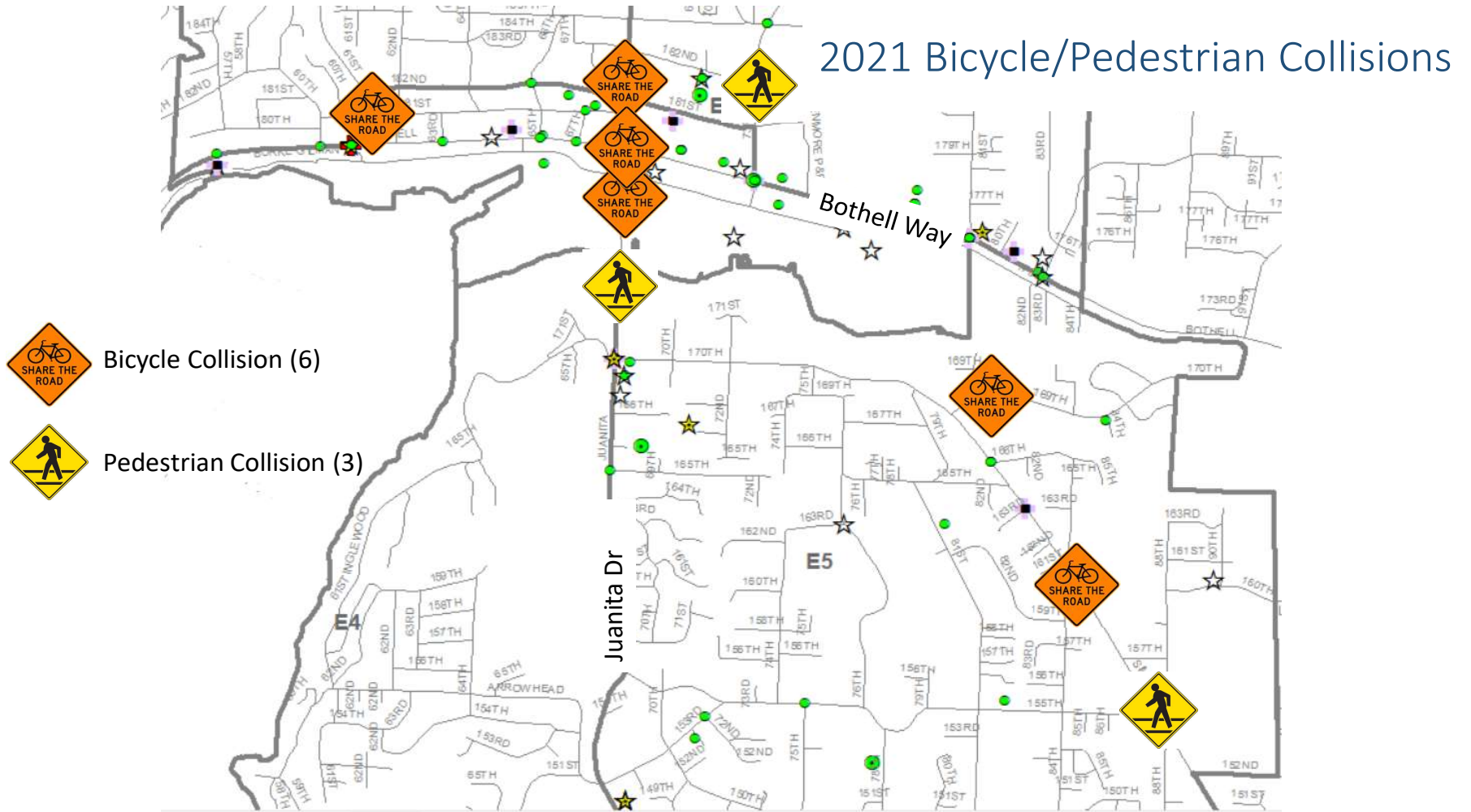
- **157** Total Collisions
- **6** Bicyclist collisions
  - 3 of 6 collisions involved a motor vehicle
  - Primarily minor injuries; 1 possible head injury
- **3** Pedestrian collisions
  - 1 of 3 collisions were at an intersection
  - 2 of 3- driver left the scene before police arrived
  - Primarily minor or no injuries; 1 broken ankle
- **1** MARR call-out (Major Accident Response & Reconstruction)
  - Fatal collision at NE Bothell Way/61<sup>st</sup> Ave NE
  - Began as a medical issue

# Bicycle/Pedestrian Collisions



Source: KCSO SECTOR Collision Reports






## 2021 Use of Force Review



### 3 Use of Force Incidents in 2021

- 2/9/21: Attempted Taser application- mail thief suspect brandishing screwdriver- no injuries
- 2/18/21: Attempted Taser application, take down/tackle- armed robbery suspect- scrapes/cuts
- 8/4/21: Take down/tackle- DUI suspect- scrapes (occurred in LFP)

- No complaints/allegations resulting from incidents
- All were investigated and found to be within policy
- Gender of force subjects: **2 males/1 female**
- Race of force subjects: **2 white/1 black**







18050 Meridian  
Ave. N.

Shoreline, WA  
98133



## KING COUNTY DISTRICT COURT



# KING COUNTY DISTRICT COURT

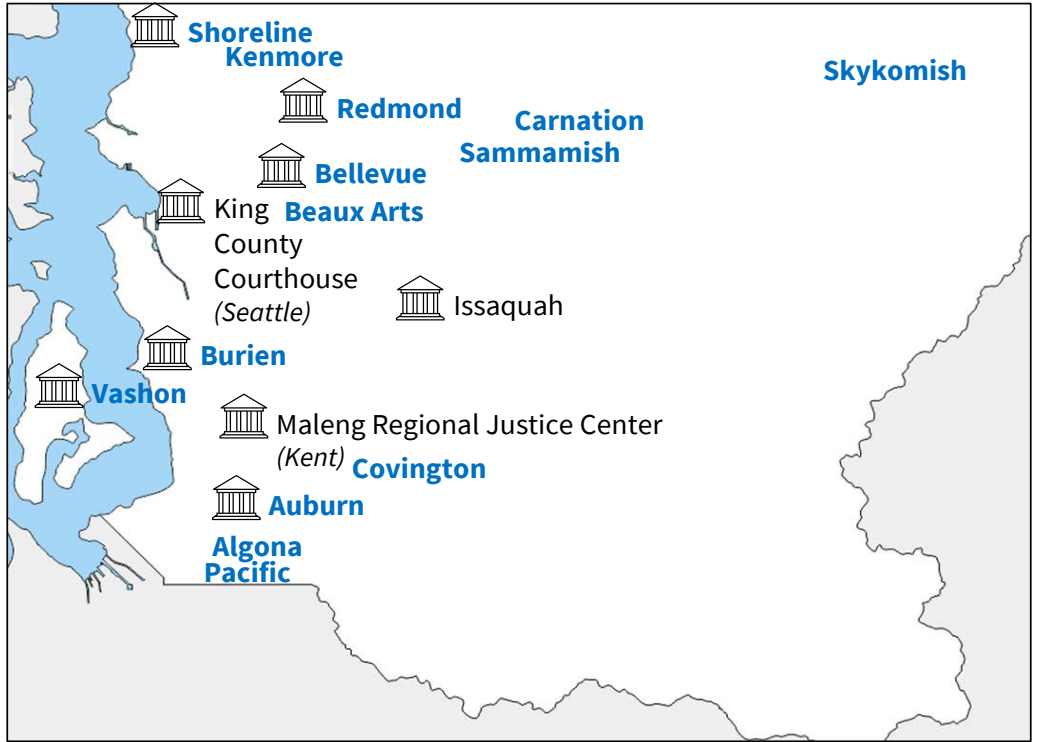


The cities that currently contract for District Court services are: Algona, Auburn, Beaux Arts, Bellevue, Burien, Carnation, Covington, **Kenmore**, Pacific, Redmond, Sammamish, **Shoreline**, Skykomish and Vashon Island.



King County District Court  
courthouse locations

**Cities contracting for King County  
District Court services (as of January 1, 2022)**



# KING COUNTY DISTRICT COURT



The King County District Court,  
West Division,  
Shoreline District covers the  
geographic areas of  
Kenmore, Lake Forest Park and  
Shoreline

# KING COUNTY DISTRICT COURT



1. The court has the greatest number of problem solving courts within a court of limited jurisdiction in the State of Washington.
  - Community Court
  - Mental Health Court
  - Veteran's Court
  - Domestic Violence Court



# KING COUNTY DISTRICT COURT



2. The court has established judge-supervised probation for the purposes of public safety and reduced recidivism.

- Two probation officers are located at the Shoreline District Courthouse serving Shoreline District Court and Seattle District Court

# KING COUNTY DISTRICT COURT



- The Probation Division of King County District Court provides supervision in a Judge-Supervised probation model.
- Probation Officers monitor compliance with probation conditions as the court directs under General Administrative Order No. 22-01, unless otherwise directed in writing by the sentencing or supervising judge.
- Probation Services are currently provided for high impact and repeat offenders, such as those convicted of violent offenses, and Driving Under the Influence.

# KING COUNTY DISTRICT COURT



3. The court has access to and uses jail alternative programs.

- Electric Home Monitoring
- Community Service

# KING COUNTY DISTRICT COURT

9

4. The court uses technology to promote judicial efficiency
  - Electronic Court Records (ECR)
  - Record of Proceedings
  - Video Court
  - Zoom Hearings

# KING COUNTY DISTRICT COURT



5. The court has improved access to justice by having its multiple facilities linked together as one court through governance and technology. A court user can pay a ticket, clear a warrant, access court files, find out about their case, file legal papers, or research a case at any location.

# KING COUNTY DISTRICT COURT



- Small claims matters up to \$10,000 for natural persons
- Nuisance violations
- False alarm hearings
- Vehicle tow and impound hearings
- Anti-harassment orders
- Domestic violence protection orders
- Name changes
- Infractions (traffic, non-traffic and parking)
- Misdemeanor and gross misdemeanor criminal cases
- Search warrants

# KING COUNTY DISTRICT COURT



- Civil litigation matters up to \$100,000 per claimant
- Felony expedited cases
- Felony preliminary hearings
- Garnishments and other supplemental proceedings
- Lien foreclosure and forfeiture hearings



## NAME CHANGES

Tuesday,  
Wednesday,  
Thursday,  
Friday at  
11:30 a.m.  
- Petitions  
must be filed  
by 9:15 a.m.  
the same day

KING COUNTY DISTRICT COURT



# KING COUNTY DISTRICT COURT



- The King County District Court Interpreter Web system empowers District Court clerks, District Court administration staff, and court interpreters to efficiently and conveniently manage scheduling and assignment of interpreter services.
- The District Court requires interpreter services in processing court cases for a variety of languages.
- Languages with Certified or Registered Court Interpreters The AOC offers credentials in 13 certified languages and over 80 registered languages. However, there are not credentialed interpreters available in all languages.

# KING COUNTY DISTRICT COURT



- **Certified Languages:**

- Arabic, Bosnian/Croatian/Serbian, Cantonese, French, Khmer (Cambodian), Korean, Laotian, Mandarin, Russian, Spanish, Tagalog, Vietnamese

- **Registered Languages:**

- Albanian, Amharic, Burmese, Czech, Dutch, Farsi, German, Greek, Haitian, Creole, Hebrew, Hindi, Hungarian, Ilocano, Italian, Japanese, Kurdish-Kur Manji, Lithuanian, Oromo, Polish, Portuguese, Punjabi, Romanian, Samoan, Somali, Swahili, Tagalog, Thai, Tigrinya, Turkish, Ukrainian, Urdu, Yoruba

# TOP THREE LANGUAGES



- **CITY OF KENMORE CASES**
  - Spanish
  - American Sign Language
  - Punjabi

# KING COUNTY DISTRICT COURT



- E-FILING
  - **Attorneys**: e-filing is required for all case types: criminal, infraction and all civil cases, unless otherwise provided in [LGR 30](#). Additional filing requirements are set forth in [LCrRLJ 8.2](#). Case documents or pleadings filed during a scheduled court hearing on the case do not need to be e-filed. Failure of attorneys to comply with mandatory e-filing rules may result in a sanction being assessed to the attorney for the non-compliance.
  - **Non-attorneys and pro se parties** are permitted, but are not required, to e-file. If you choose to e-file through the portal, you will need to follow the requirements set forth in LGR 30.

# KING COUNTY DISTRICT COURT

Hon. Joseph Campagna  
206 263 3347



Hon. Marcine Anderson  
206 477 2711



13 Clerks

3 Courtrooms

2 Security Personnel

1 Court Manager

1 Court Coordinator



**KING COUNTY DISTRICT COURT**



## JURY SERVICE

Jurors are selected at random from a list of names generated from voter registration, driver's license, and "identocard" records.

Every year the Administrative Office for the Courts in Olympia creates a new list of names for every court in King County.



## KING COUNTY DISTRICT COURT

# KING COUNTY DISTRICT COURT



Thank You Mahalo  
Kiitos  
Tack Toda  
Grazie Thanks  
Obrigado  
Takk  
Gracias Merci



City of Kenmore Council Meeting

# Prosecutor and Public Defense Update



## Court During the early Covid Era

- Court was closed for a short period shortly after beginning of pandemic
- We were hearing in-custody cases throughout the closure to ensure that defendants' cases were addressed
- Transferred to a Zoom-based in-custody hearing process (instead of transporting defendants to court)
- Supreme Court and King County Presiding Court issued emergency orders regarding speedy trial and "virtual appearances"

## Court “back log” due to Covid

- Due to reductions in the number of Court calendars and available Court hearing “slots”, cases were prioritized
- Certain types of hearings (non-violent, non-DUI) were given lower priority and deferred to a later date.
- This caused a significant “back log” of cases, and we are just now catching up

# New Court Procedures Because of Covid

- Virtual hearings allowed via Zoom for most hearings
- “Paperless” system used
- New King County “E-Court” system used for e-filing
- In-person appearance required for certain hearings (trials, testimonial motions, and DUI/DV arraignments and sentencing)
- In-custody hearings are Zoom based, inmates not transported to Court
- Inmates held at King County Jail are heard Wednesday mornings at 8:30am over Zoom; Inmates held at SCORE jail are held daily M-F at 3:00pm over Zoom.

# Covid Era Trials

- Our offices have completed three jury trials and two bench trials during Covid
- Covid trials take 2-3 times as long due to health and safety measures
- Usually, one jury trial per month

## Case Resolutions- Several options

- Trials
- Guilty Plea or plea bargaining
- SOC (Stipulated Order of Continuance with Conditions; Pretrial Diversion)
- Regional Mental Health Court
- Regional Veteran's Court
- Dismissals
  - completion of pretrial diversion (SOC)
  - completion of deferred sentence or deferred prosecution
  - pursuant to court ruling upon evidentiary motion
  - Lack of victim or witness cooperation

# Driving On A Suspended License (DWLS)

- Three categories of license suspension crimes
  - 1<sup>st</sup> degree (habitual traffic offender)
  - 2<sup>nd</sup> Degree (administrative suspension imposed by DOL generally related to prior alcohol/serious traffic offenses such as DUI, veh. Homicide, and eluding)
  - 3<sup>rd</sup> Degree (usually related to failure to comply with financial responsibility aka: insurance, failure to pay or respond to a traffic citation, failure to comply with child support, or failure to satisfy civil judgment). Goal is to get defendants relicensed.
- ACLU case resulted in removing most fines that prevented relicensing
  - Therefore, less DWLS 3 cases than before
- Utilize many methods and resources to help defendants get relicensed



# Domestic Violence Cases

- Mandatory arrest
- No Contact Orders
  - Mandatory surrender of Firearms
- Prosecutor DV Advocate
  - Victim Outreach
  - Liaison between Domestic Violence Victims and the Court System
  - Safety Planning and resource referral
- Work toward addressing underlying issues through court-ordered treatment for: mental health issues, substance use issues, anger management, domestic violence treatment and moral recognition treatment



# Restorative Justice

- All cases are assessed to ascertain underlying issues:
  - Mental health
  - Domestic violence
  - Substance use
  - Anger management
  - Poverty, economic challenges

# Current Issues

- Economic related crimes: Shoplifting, trespass
- Mental health influenced cases: assault, disorderly conduct, domestic violence, malicious mischief
- Substance use-related crimes: DUI, Minor in possession of alcohol, disorderly conduct, malicious mischief, shoplifting/theft, trespass,

# Community Court?

- Prosecution and Defense have been involved in establishing Shoreline and Kirkland Community Courts
- Addresses non-violent crimes
- Provides resources for counseling, housing, education, employment, licensing, legal aid, and more

# Community Court in Shoreline

*Presentation to*  
City of Kenmore

April 18, 2022



**King County**  
District Court





# Community Court Mission

---

To use public resources more productively in reducing crime through service provision and increased community engagement and connection.

# Comparison of traditional court and community court

---

Traditional Court		Community Court	
Adversarial	vs	Collaborative	
Directive	vs	Supportive	
Punitive	vs	Restorative	
Treating the symptoms	vs	Solving the problems	

# A community resource center is key

---

- Co-located with community court
- Community partners offer array of services
  - Healthcare/insurance
  - Education
  - Job training
  - Behavioral health
- Neutral / safe space without stigma of courthouse
- **Open to entire community**



# Testimonials of King County Community Court Graduates

- “Community court has given me the understanding that I’m not alone, and that we can dig ourselves out of a hole we’ve gotten ourselves into.”
- “I attended community court for a theft charge. After graduating from the program, I got a job and am proud to say I’ve been with the same company ever since – more than two years, now! I’m working as a property manager for a multi-million dollar new construction site. I’ve kept my nose clean and haven’t had so much as a speeding ticket.”
- “My experience here has saved my life. Not only am I off the drugs and staying clean by taking the healthy steps to live life clean, I also have been able to get myself back in a healthy structured living situation. I am so blessed to have the honor to be a part of this program.”



# Community Court in Shoreline

January 2020 – Present



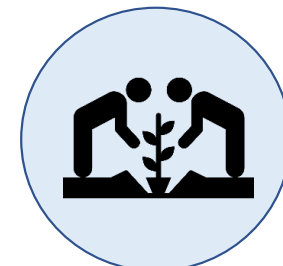
**48**  
**Total  
Participants**



**16**  
**Graduations**

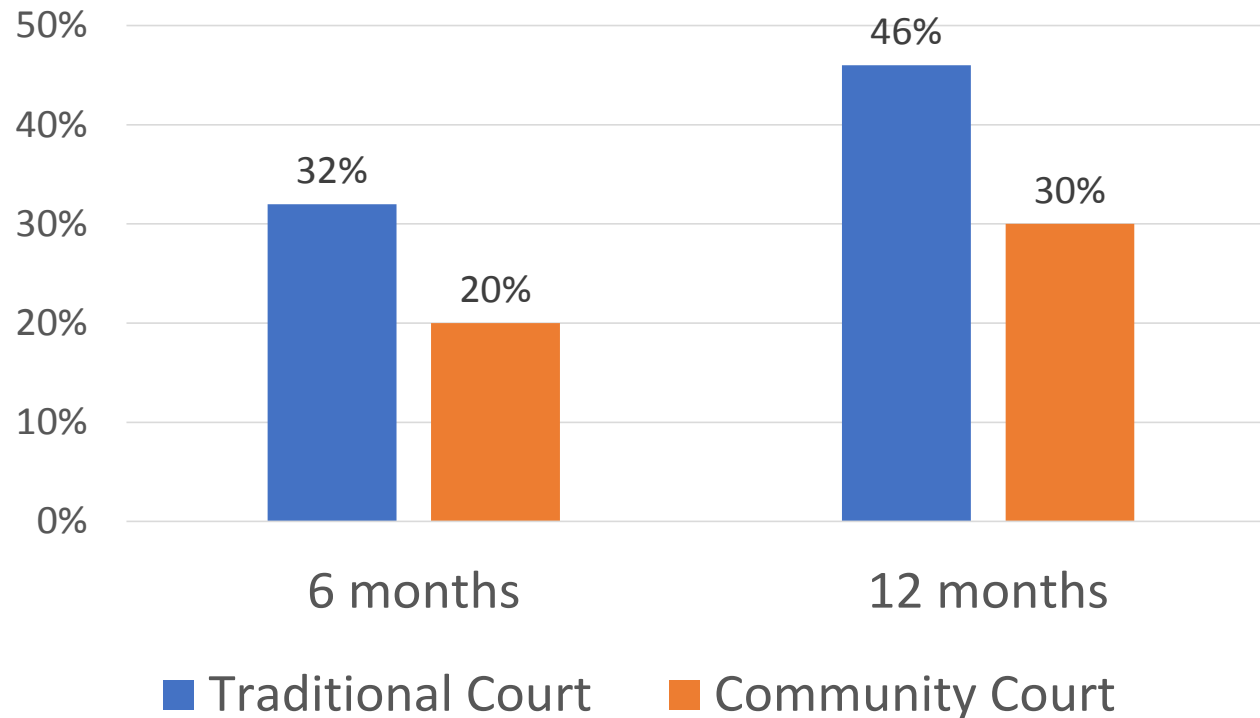


**365**  
**Resource Center visits**



**1,100+**  
**Volunteer  
hours**

# Reduction in criminal behavior City of Spokane (2013 - 2017)



Percent of new criminal charges  
for non-participants after conviction  
in traditional court

vs.

Percent of new criminal charges  
for community court participants  
after graduating from the program

# Reducing crime costs for residents

---

Red Hook Community Justice Center, Brooklyn, New York



\$4,756 per defendant in avoided victimization costs  
X 3,210 defendants  
= \$15 million savings

# Shoreline Community Court Costs

---

	Weekly	Annual
Judge/Clerk	Covered by filing costs	
Attorneys	\$ 1,750	\$ 91,000
Court Coordination	\$ -	\$ -
Location	\$ -	\$ -
Security	\$ 215	\$ 11,180
TOTAL	\$ 1,965	\$ 102,180

# Thank you!

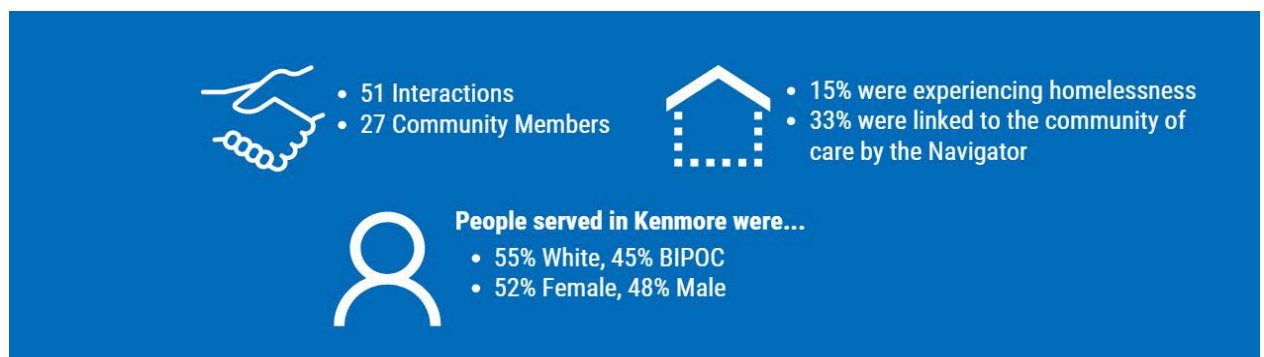


**King County**  
District Court

## RADAR Navigator Program 2021 Kenmore City Report

The North Sound RADAR Navigator Program embeds Mental Health Professional Navigators in the field with law enforcement officers to address the needs of community members in crisis, and connect them to the community of care. RADAR Navigators respond to in-progress calls to provide crisis de-escalation and support, and follow up after officer contact. When an officer in North King County encounters someone with a behavioral health or basic need, they refer to a Navigator for follow-up assessment and referral. Often, this looks like a social worker reaching out to someone within a few days of their contact with police to help connect them to basic needs or mental health resources in the community. The RADAR Navigator Program serves the city of Kenmore, as well as neighboring Shoreline, Lake Forest Park, Bothell and Kirkland.

During 2021, Mental Health Professional Navigators met with 27 individuals in Kenmore, some multiple times, during a total of 51 encounters. Encounters ranged from quick check-ins to hours-long encounters where the Navigator stays with a person until they are de-escalated, able to accept help, and linked to the next step in the community of care. Of the individuals served by the RADAR Navigator Program in Kenmore during 2021, 15% were experiencing homelessness, and 30% reported a disabling behavioral health condition. 55% of individuals served were white, 24% were Asian/Pacific Islander, 14% were Black/African American, and 7% identified as Hispanic.



RADAR Navigators respond to a wide variety of calls with Kenmore deputies during 2021. In one case, the Navigator worked over time with a veteran who was living homeless in a local park, ultimately connecting him to services through the VA and emergency shelter. While the VA system has rich services, it can be difficult for someone living homeless to make the connection, so the work of this Navigator was critical. In another case, Navigators worked over months with an individual, family member and members of another crisis team to get the individual admitted to substance use treatment several times.

The effects of the pandemic continued and Navigators responded to many calls for community members experiencing depression and anxiety. Navigators worked with them to access both the behavioral health treatment system and informal supports, as we have found the formal treatment system is overwhelmed and waitlists are long.

In 2021 the RADAR Navigator Program was funded by grants from the King County MIDD Behavioral Health Tax Levy, and the Washington Association of Sheriffs and Police Chiefs.





# North Sound RADAR Navigator Program Overview

# About the Program

- 5 Cities
- Interjurisdictional
- Shared





# Primary Components

- Response Plans
- Mental Health Professional Navigators



**Response Awareness De-escalation and Referral**

Subject Name: \_\_\_\_\_ Case # \_\_\_\_\_

Address: \_\_\_\_\_

(Add communications/dispatch summary here) (Add associated vehicles)

**SAFETY WARNINGS / HAZARDS:** (aggressive toward police, guns in house, e.g.)

**DE-ESCALATION Suggestions**

**TRIGGERS**

Photo

# Funding

Initially funded by

- KC Sheriff's Office
- US Department of Justice

Current funding

- King County MIDD Behavioral Health Tax Levy
- Washington Association of Sheriffs and Police Chiefs (WASPC)
- US Department of Justice



# 2021 Numbers

## *Full Program (5 cities)*

- 394 Individuals Served
- 978 Total Encounters
- 27% Living Homeless
- 29% Reported a Behavioral Health disability



## *Q1 2022*

- 97 Individuals Served
- 229 Total Encounters

# Kenmore 2021



- 51 Interactions
- 27 Community Members



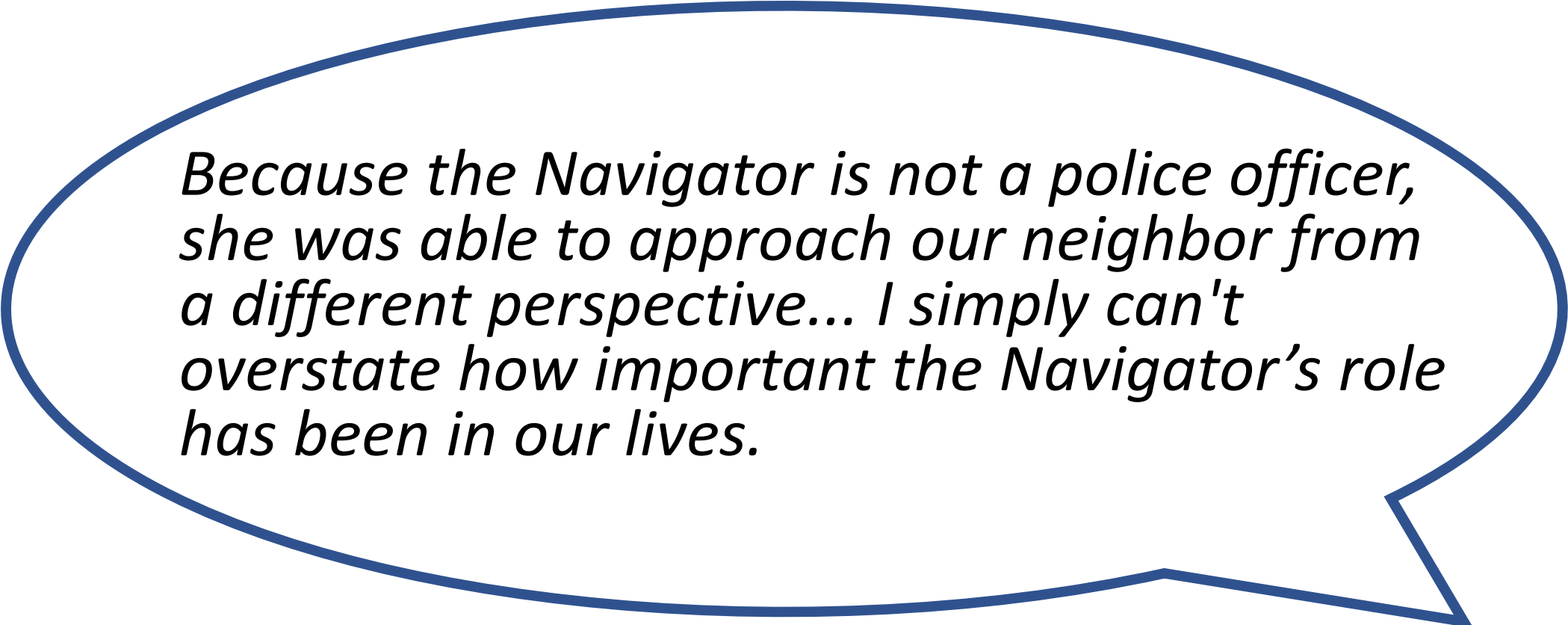
- 15% were experiencing homelessness
- 33% were linked to the community of care by the Navigator



## People served in Kenmore were...

- 55% White, 45% BIPOC
- 52% Female, 48% Male





*Because the Navigator is not a police officer, she was able to approach our neighbor from a different perspective... I simply can't overstate how important the Navigator's role has been in our lives.*

North Sound RADAR Navigator Program

# Community Advisory Board

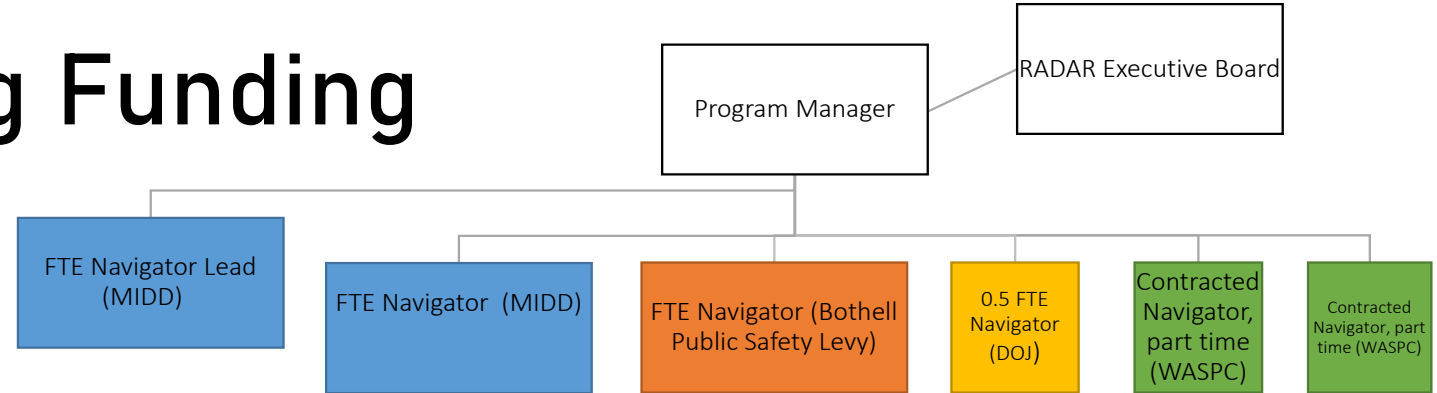
**Nothing About Us...  
Without Us**  
-Disability rights activist James  
Charlton

## 2021: Response and Outreach

- Multiple contracted MHP Navigators
- 25% of Navigator time spent on direct response
- Coverage limited due to staffing



# 2022: Existing Funding



- Transitioning to full-time employees
- First full-time Navigator hired!
- Equity in hiring, representative workforce



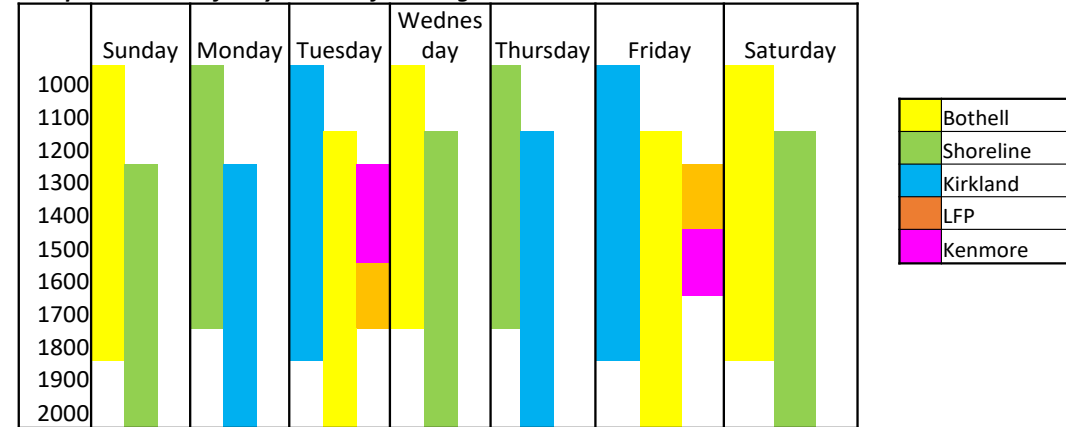




# The Future

- 7 days... 24/7?
- Co-response /  
Community Response Hybrid
- Will require municipal participation to increase staffing
- Direct dispatch from 911 or 988 as appropriate

Sample schedule of duty stations for Navigator teams




RADAR Navigator Program, Annual Program Costs for Full Implementation				
	Pilot	Current	One-time costs of expansion to Phase 3	7-day coverage
Line Item	2021	2022	2023	2023
Personnel	\$ 411,060	\$ 521,567	\$ 10,000	\$ 1,288,000
Uniforms and Equipment	\$ 5,539	\$ 13,850	\$ 142,250	\$ 36,050
Information Technology	\$ 15,130	\$ 19,284	\$ -	\$ 24,726
Training and education	\$ 8,000	\$ 16,000	\$ -	\$ 24,000
Miscellaneous	\$ 2,000	\$ 5,000	\$ -	\$ 6,500
Administrative costs (10%)	\$ 44,173	\$ 57,570	\$ 15,225	\$ 138,123
Total	\$ 485,902	\$ 633,271	\$ 167,475	\$ 1,517,399

Per Capita City Contribution	2021 Population	Per Capita Multiplier	One-Time Expansion	Full Implementation Annual Program Costs
Bothell*	48,330	20.2922%	\$33,984	\$197,802
Kenmore	24,050	10.0978%	\$16,911	\$98,430
Kirkland	92,900	39.0058%	\$65,325	\$380,215
Lake Forest Park	13,630	5.7228%	\$9,584	\$55,784
Shoreline	59,260	24.8814%	\$41,670	\$242,535
TOTAL Jurisdiction Allocation			\$167,475	\$974,766

- Expansion costs include fleet, initial equipment purchase
- Marginal costs = Navigators



# Holistic Crisis Care in North King County



# Questions?

Contact:

Brook Buettner

*Brook.Buettner@bothellwa.gov*

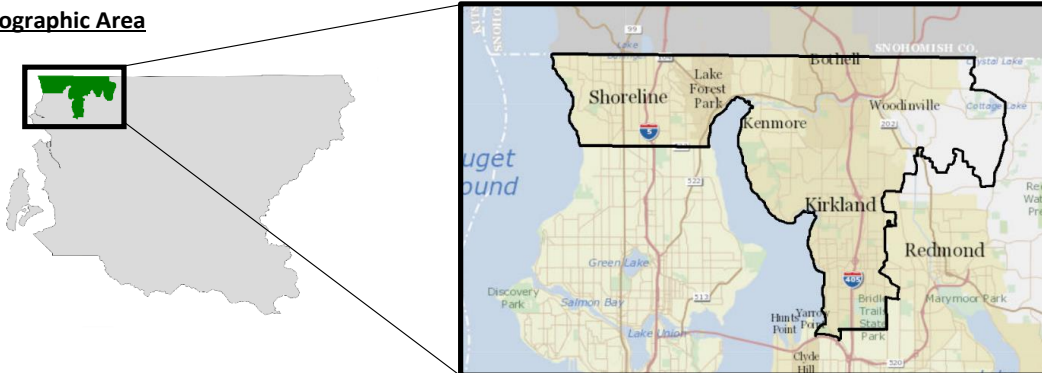
[RADARNavigatorProgram.org](http://RADARNavigatorProgram.org)

**Crisis System Utilization in North King County**  
*Key Facts and Takeaways from Exploratory Analysis*  
 March 1, 2022

**Data Overview**

- **5.3%** of authorizations for **behavioral health outpatient benefits** (enrolled in 2021) have a client address in North King County.<sup>1</sup>
- **4.9%** of **hospitalizations for involuntary treatment** have a client address in North King County.<sup>2</sup>
- **7.8%** of authorizations for **next day appointments** for behavioral health concerns in 2021 have a client address in North King County.<sup>3</sup>
- **4.1%** of **mobile crisis services** authorizations (outreach initiated) in 2021 have a client address in North King County.<sup>4</sup>
  - **6.4%** of **referrals to mobile crisis services** in 2021 originate from law enforcement or fire departments in North King County.<sup>5</sup>
- **3.2%** of **calls to the crisis line** in 2021 identify caller location as North King County.<sup>6</sup>
- **1.2%** of authorizations for the facility-based crisis services provided through the **Crisis Diversion Facility, Crisis Respite Program, and Crisis Diversion Interim Services** in 2021 have a client address in North King County.

**Geographic Area**



<sup>1</sup> Includes Medicaid- and MIDD-funded mental health and substance use disorder programs.

<sup>2</sup> Includes new hospital episodes (not transfers) starting in 2021 under ITA authorizations starting in 2021.

<sup>3</sup> Includes appointments kept, not referrals for appointments.

<sup>4</sup> Includes the mobile crisis team, but not the geographically focused South King County mobile crisis team.

<sup>5</sup> Includes all referrals to both the mobile crisis team and the South County mobile crisis team. Referrals do not always lead to outreach initiated or completed.

<sup>6</sup> Includes calls to the Crisis Line and Lifeline; no location is identified for most calls.

**Data Detail**

<b>Crisis service</b>	<b>Events with <i>client address</i> in North King County</b>	<b>All events with <i>identified address</i> (includes outside King County)</b>	<b>Percent of events in North King County</b>
Outpatient Behavioral Health Benefits	1,071 authorizations	20,252	5.3%
Involuntary Hospitalizations	239 events	4,857	4.9%
Next Day Appointments	60 authorizations	774	7.8%
Mobile Crisis Team	112 authorizations	2,717	4.1%
Mobile Crisis Team <i>MCT and South County MCT</i>	294 referrals* <i>*Referring agency in North King County, not client address</i>	4,577* <i>*All referrals, regardless of client address</i>	6.4%
Crisis calls	1,436 calls	45,196	3.2%
Crisis Diversion Facility, Crisis Diversion Interim Services, and Crisis Respite Program <i>(facilities in Seattle)</i>	27 authorizations	2,182	1.2%

**Other Notes and Definitions**

- ***Data is intended to reflect crisis system utilization, not individuals receiving any crisis service. Multiple authorizations, events, referrals, or calls may be for a same individual.***
- ***Individuals accessing King County services may provide an address outside of King County. Thus, these percentages should be interpreted with caution, and directly comparing these percentages to the proportion of the King County population residing in North King County is not recommended.***
- Note that an “authorization” may imply different levels of engagement for different crisis programs and services (e.g., enrollment, appointments kept, outreach, intake).
- Cases with unidentified location are not included in this analysis. The location for about 53% of crisis calls is unidentified, whereas the location of 2% of other services (except for MCT referrals) is unidentified.
- The address used is defined as:
  - ***The most recent client mailing address*** in King County’s behavioral health data system for involuntary hospitalizations, mobile crisis team authorizations, next day appointments, Crisis Diversion Facility, Crisis Diversion Interim Services, and Crisis Respite Program;
  - ***Caller location***, as reported by caller, for crisis calls; or,
  - ***A referring agency from a North King County city*** (Shoreline, Lake Forest Park, Kenmore, Bothell, Woodinville, or Kirkland) for mobile crisis team referrals. This includes the cities’ police and fire departments as well King County Sheriff’s Office in Shoreline, Woodinville, and Kenmore.
- City and ZIP code are considered to determine a location within North King County.
  - Cities: Shoreline, Lake Forest Park, Kenmore, Bothell, Woodinville, and Kirkland.
  - ZIP codes: 98011, 98028, 98155, 98033, 98034, 98072, 98177 (not Seattle), and 98133 (not Seattle).
  - Where city and zip code conflict, the information more likely to be valid is prioritized.
- All data are from the King County behavioral health data system and provider agencies (Crisis Connections and Downtown Emergency Services Center).

Retreat criteria	Points possible
10 page limit	
<b>Qualifications, experience</b>	
breadth/depth experience w/gov't - especially municipal gov't	10
breadth/depth experience working with electeds	10
experience w/city manager or other perf reviews	5
<b>Approach</b>	
agenda-setting	10
note-taking and reports	5
goal-setting	10
facilitation/team-building	10
<b>DEI - philosophy and experience</b>	
background that gives person sensitivity; from heart	10
experience using DEI in mtg facilitation and gen. business	15
Pricing	5
References - 3 in past 2 yrs (muni-gov't relevance)	10
	100