

City of Kenmore



City of Kenmore - 18120 68th Avenue NE Kenmore, WA 98028 Phone: 425-398-8900
Agendas also available at www.kenmorewa.gov E-mail: cityhall@kenmorewa.gov

City Council Regular Meeting

April 25, 2022 - 7 p.m.

VIA ZOOM - LINK: <https://us02web.zoom.us/j/89171013624>

US: +12532158782,,89171013624# or +13462487799,,89171013624#

Or Telephone: Dial US: +1 253 215 8782

Webinar ID: 891 7101 3624

I. CALL MEETING TO ORDER - 7 PM

II. EXECUTIVE SESSION

- A. Pursuant to RCW 42.30.110(1)(b), the City Council will enter an executive session to consider the acquisition of real estate. The session is slated to conclude at 7:25 p.m.

III. POSSIBLE ACTION RELATING TO EXECUTIVE SESSION

- A. **MOTION MADE AND PASSED:**

Move to approve the Real Estate Purchase and Sale Agreement as presented between Ben Holt Industries, Inc., Seller and City of Kenmore, Buyer, for the property located at: 7010 NE 181st Street, Kenmore, WA 98028, and authorize the City Manager to sign the agreement and take all actions necessary to implement the same .

IV. ROLL CALL

V. FLAG SALUTE

VI. AGENDA APPROVAL

EXECUTIVE SESSION ADDED AFTER COUNCIL COMMENTS -

Pursuant to RCW 42.30.110(1)(b), to consider the acquisition of real estate and RCW 42.30.110(1)(i) for potential litigation.

VII. PROCLAMATIONS

PROCLAIMED

- A.

[Arbor Day Proclamation 2022](#)

[Asian American Pacific Islander Heritage Month 2022](#)

VIII. PUBLIC COMMENTS

- A. We welcome our community members to the Council's meeting. In this forum, the Council does not engage or dialogue with the public; the primary role of the Council is to listen. Please use the "raise hand" feature now if you wish to speak. Guest must address comments to the Mayor and City Council. The Clerk will acknowledge your request and call your name when it is your turn. Your time will start when we confirm that we can hear you. Please state your name and city of residence for the record and keep your comments to the allotted time. We will not split your time with others or reset your time except by express approval of the Presiding Officer. Screen-sharing is not allowed; you can submit materials to the Council or Clerk in advance. Please do not comment about pending development projects on which the Council will make future decisions as those are quasi-judicial matters, and Councilmembers must limit their communications about such matters. This meeting is being recorded. Thank you for taking the time to express your comments.

IX. CONSENT AGENDA **APPROVED**

- A. Approve Total Check #s 49303 through 49405 totaling \$508,881.90 and Total Payroll/Taxes/Flexible Spending/Retirement & Health Savings Account Electronic Deposits Dated 3/25/2022 in the amount totaling \$183,150.34, and an ACH Payment to Road Construction NW in the amount of \$98,738.08, and ACH Payments to U.S. Bank in the amount of \$9,747.81.
[Voucher Approval Report dated 4/1/2022](#)
- B. Receive & File January 2022 Financial Report
[Monthly Financial Report - January 2022](#)
- C. Amend Contract 21-C2744 with the Northshore Schools Foundation to authorize an expenditure of an additional \$55,750 in American Rescue Plan Act funds to cover all eligible Kenmore Cares applications received by the March 31 deadline.
[City Council Agenda Bill - ARPA Direct Cash Assistance - April](#)
- D. Authorize the City Manager to execute Amendment 2 with KPFF Consulting Engineers Contract 19-C2098 to increase the contract amount by an additional \$200,000 to \$2,010,000.
[Agenda Bill - KPFF 19-C2098 Amendment 2 - 20220425](#)
- E. Authorize the City Manager to execute Agreement 22-C2786 in an amount not to exceed \$60,000 for diver assisted suction harvesting of aquatic vegetation.
[Agenda Bill - Agreement 22-C2786 Diver Assisted Suction Harvesting of Aquatic Vegetation](#)

X. BUSINESS AGENDA

- A. Legislative Session Update, presented by representatives from Gordon Thomas Honeywell

UPDATE GIVEN

[Kenmore End of Legislative Session Report](#)

[Kenmore 2022 End of Session Presentation](#)

[2022 Kenmore State Legislative Agenda - Final](#)

[2022 Kenmore Policy Statements - Final](#)

- B. Rhododendron Park Boathouse Fundraising Quarterly Update, presented by Parks Project Manager Rob Sayre-McCord, *for Information*

UPDATE GIVEN

[Agenda Bill - Rhododendron Boathouse Fundraising Committee Update April 2022](#)

- C. Report on Asphalt Plant Draft Permit, presented by Development Services Director Bryan Hampson, and Cascadia Law Group

UPDATE GIVEN

[Agenda Bill - Cascadia Law Group Update](#)

XI. STUDY SESSION AGENDA

MOVED TO FUTURE AGENDA

- A. Downtown Revitalization with guest Rod Stevens of Business Street, LLC

XII. STAFF REPORT

UPDATE GIVEN

- A. Affordable Housing Development Proposal Update, presented by Assistant City Manager/ARPA Administrator Stephanie Lucash

XIII. COUNCILMEMBER REPORTS & COMMENTS

- A. **PRIDE ACTIVITIES DISCUSSION ADDED TO A FUTURE AGENDA**

XIV. ADJOURNMENT

UPCOMING MEETINGS:

- A. May 9 2022 Regular Meeting
May 10, 2022 Special Meeting

City of Kenmore, Washington

Arbor Day – 2022



PROCLAMATION

WHEREAS, in 1872, the Nebraska Board of Agriculture established a special day to be set aside for the planting of trees, and

WHEREAS, this holiday, called Arbor Day, was first observed with the planting of more than a million trees in Nebraska, and

WHEREAS, Arbor Day is now observed throughout the nation and the world, and

WHEREAS, trees can be a solution to combating climate change by reducing the erosion of our precious topsoil by wind and water, cutting heating and cooling costs, moderating the temperature, cleaning the air, producing life-giving oxygen, and providing habitat for wildlife, and

WHEREAS, trees are a renewable resource giving us paper, wood for our homes, fuel for our fires, and countless other wood products, and

WHEREAS, trees in Kenmore increase property values, enhance the economic vitality of business areas, and beautify our community, and

WHEREAS, trees — wherever they are planted — are a source of joy and spiritual renewal.

NOW, THEREFORE, I, Nigel Herbig, Mayor of the City of Kenmore, on behalf of the City Council, do hereby proclaim **April 29, 2022**, as Arbor Day in the City of Kenmore, and urge all residents to support efforts to protect our trees and woodlands, and to plant trees to gladden the heart and promote the well-being of this and future generations.

IN WITNESS WHEREOF, signed this 25th day of April 2022.



Signed: _____

Mayor Nigel Herbig

Attested: _____

City Clerk Anastasiya Warhol

City of Kenmore, Washington

Asian American and Native Hawaiian/ Pacific Islander Heritage Month

PROCLAMATION

WHEREAS, the origin of Asian American and Pacific Islander Heritage Month in the United States dates to 1978 when a joint congressional resolution established Asian/Pacific American Heritage Week in early May to coincide with two important milestones in Asian/Pacific American history: the arrival in the United States of the first Japanese immigrants on May 7, 1843, and contributions of Chinese workers to the building of the transcontinental railroad, completed May 10, 1869. In addition, prior to these events, Filipinos were early immigrants and contributors in many port cities; and

WHEREAS, in 1990, the first Asian/Pacific American Heritage Month was designated by presidential proclamation and in 1992, Congress permanently designated May of each year as a monthlong celebration that is now known as Asian American, Native Hawaiian/ Pacific Islander Heritage Month; and

WHEREAS, Asian Americans, and Native Hawaiians, and Pacific Islanders make our Nation more vibrant through a diversity of cultures, languages, and religions. There is no single story of the AANHPI experience, but rather a diversity of contributions that enrich America's culture and society; and

WHEREAS, we also celebrate and honor the invaluable contributions the AANHPI communities have made to the arts, law, science and technology, sports, and public service; and

WHEREAS, Asian and Native Hawaiian/Pacific Islander Americans continue to enrich our region's economy, culture, education, politics, arts, literature, science, and technological developments despite institutional and systemic injustices that prevent and limit these achievements and contributions; and

WHEREAS, the City recognizes that the AANHPI community accounts for nearly 11% of Kenmore's resident population and are therefore an invaluable force in shaping this community and its values; and

WHEREAS, despite the strength shown and successes achieved, the American dream remains out of reach for far too many AANHPI families. AANHPI communities face systemic barriers to economic justice, health equity, educational attainment, and personal safety, in addition to heightened fear felt by many Asian American communities in the wake of increasing rates of anti-Asian harassment and violence; and

WHEREAS, the City of Kenmore affirms that Asian Americans and Native Hawaiian/Pacific Islanders make our city stronger, and our experience in Kenmore more enriching.

NOW, THEREFORE, I, Nigel Herbig, Mayor of the City of Kenmore, on behalf of the City Council, do hereby proclaim **May 2022 as Asian American and Native Hawaiian/Pacific Islander Month** throughout the City of Kenmore and call upon our community to learn more about the heritage of Asian American, Native Hawaiian, and Pacific Islanders. **IN WITNESS WHEREOF, signed this 25th day of April 2022.**



Signed: _____

Mayor Nigel Herbig

Attested: _____

City Clerk Anastasiya Warhol



Voucher Certification and Approval

City of Kenmore

DATE RANGE:

03/19/2022 - 04/01/2022

I, the undersigned, do hereby certify under penalty of perjury that the materials have been furnished, the services rendered or the labor performed as described herein, that any advance payment is due and payable pursuant to a contract or is available as an option for full or partial fulfillment of a contractual obligation, and the claim is a just, due and unpaid obligation against the City of Kenmore and that I am authorized to authenticate and certify to said claim. The following checks and electronic payments are approved for payment:

Total Check #s 49303 through 49405: \$508,881.90

Total Payroll/Taxes/Flexible Spending/Retirement & Health Savings Acct Electronic Deposits Dated: 03/25/2022: \$183,150.34

ACH Payment to Road Construction NW: \$98,738.08

ACH Payments to U.S. Bank: \$9,747.81

Rob Karlinsey
Rob Karlinsey (Apr 5, 2022 21:52 PDT)

Apr 5, 2022

City Manager / Date

Leticia Salcido
Leticia Salcido (Apr 5, 2022 16:01 PDT)

Apr 5, 2022

Finance Director / Date

Vendor Name	Check #	Date	Description	Amount
ROAD CONSTRUCTION NW, INC.	1104	04/01/2022	21-C2669 Log Boom Waterfront Const. thru 2/20/22	98,738.08
U.S. BANK PURCHASE CARDS	1105	04/01/2022	Volqistics/Amazon	56.12
U.S. BANK PURCHASE CARDS	1106	04/01/2022	BizJitx Straight Talk ACBJ.Com	25.00
U.S. BANK PURCHASE CARDS	1107	04/01/2022	Userway.org	49.00
U.S. BANK PURCHASE CARDS	1108	04/01/2022	Zoom, Training, & CH Phone Service	2,871.74
U.S. BANK PURCHASE CARDS	1109	04/01/2022	Wix.com/CNA Surety/Nat'l League of Cities/Paypal	1,769.50
U.S. BANK PURCHASE CARDS	1110	04/01/2022	BizJitx Straight Talk ACBJ.Com	25.00
U.S. BANK PURCHASE CARDS	1111	04/01/2022	Zoom/Express Mobility/UVC WA DC/Grand Cab	379.09
U.S. BANK PURCHASE CARDS	1112	04/01/2022	Zoom/Strong Towns	60.53
U.S. BANK PURCHASE CARDS	1113	04/01/2022	APWA/WSNLA/WA Recreation/Rite Aid	1,357.39
U.S. BANK PURCHASE CARDS	1114	04/01/2022	Stoup Brewing/Snapdoodle/Diva Espresso	200.00
U.S. BANK PURCHASE CARDS	1115	04/01/2022	Amazon	30.00
U.S. BANK PURCHASE CARDS	1116	04/01/2022	The Wood Merchant/NW Trophy/Vcita/BizJitx	429.36
U.S. BANK PURCHASE CARDS	1117	04/01/2022	Evergreen Safety/Amazon/Snow Joe/Keurig	908.89
U.S. BANK PURCHASE CARDS	1118	04/01/2022	Computer Equipment, Supplies, & MBP.com Fees	1,159.98
U.S. BANK PURCHASE CARDS	1119	04/01/2022	Void	-
U.S. BANK PURCHASE CARDS	1120	04/01/2022	Keen Inc./ NW Environmental	426.21
AFLAC	49303	03/25/2022	Employee Medical/Disability Plans	216.19
AWC EMPLOYEE BENEFIT TRUST	49304	03/25/2022	Employee Health Insurance	76,290.58
AWC EMPLOYEE BENEFIT TRUST	49305	03/25/2022	Void	-

IX. A. Approve Total Check #s 49303 through 49405 totaling \$508,881.90 a...

AWC EMPLOYEE BENEFIT TRUST	49306	03/25/2022	Void	-
DEPARTMENT OF LABOR AND INDUSTRIES	49307	03/25/2022	City of Kenmore Worker's Comp.	4,169.96
DEPARTMENT OF LABOR AND INDUSTRIES	49308	03/25/2022	Void	-
EMPLOYMENT SECURITY DEPARTMENT	49309	03/25/2022	Paid Family & Medical Leave	2,220.22
EMPLOYMENT SECURITY DEPARTMENT	49310	03/25/2022	Void	-
ICMA RETIREMENT C/O ALLFIRST BANK / 109964	49311	03/25/2022	City of Kenmore 401a	20,715.76
ICMA RETIREMENT TRUST 457 / 304745	49312	03/25/2022	ICMA 457 Deferred Comp	8,367.27
LINCOLN NATIONAL LIFE INSURANCE	49313	03/25/2022	Life Ins/ADD & LTD	1,591.51
NATIONAL LIFE OF VERMONT	49314	03/25/2022	Life Insurance	123.17
STATE OF FLORIDA DISBURSEMENT UNIT	49315	03/25/2022	Employee Deduction	275.00
UNITED WAY OF KING COUNTY	49316	03/25/2022	Employee Charitable Contribution	80.00
192 BREWING COMPANY	49317	04/01/2022	Business Assistance Grant	15,000.00
7 STAR TOWING LLC	49318	04/01/2022	Business Assistance Grant	10,000.00
AISHA JALLOW	49319	04/01/2022	DEI Task Force Meeting 3/24/22	80.00
AMERICAN RED CROSS	49320	04/01/2022	CPR Training 3/9/22	1,940.00
AMERICAN RED CROSS	49321	04/01/2022	CPR Training 3/2/22	1,530.00
APPLEONE EMPLOYMENT SERVICES	49322	04/01/2022	Week Ending 3/25/22 Engineering Temporary Svcs	1,053.45
APPLEONE EMPLOYMENT SERVICES	49323	04/01/2022	Week Ending 3/18/22 Engineering Temporary Svcs	1,053.45
APPLEONE EMPLOYMENT SERVICES	49324	04/01/2022	Week Ending 3/12 Engineering Temporary Svcs	1,053.45
APPLEONE EMPLOYMENT SERVICES	49325	04/01/2022	Week Ending 3/5/22 Engineering Temporary Svcs	1,053.45
AURORA RENTS	49326	04/01/2022	Cement Mixer Rental for Senior Center	98.92
AURORA RENTS	49327	04/01/2022	Saw/Blade/Vacuum Rental for Surface Water Work	494.96
CANON FINANCIAL SERVICES, INC.	49328	04/01/2022	March 2nd Floor Copier Lease	266.08
CASCADIA CONSULTING GROUP, INC.	49329	04/01/2022	21-C2679 1/26-2/25 Climate Action Plan Svcs	11,389.67
CBRE, INC. - VALUATION & ADVISORY SERVICES	49330	04/01/2022	6532 NE Bothell Way - Shell Property Appraisal	6,500.00
CEDAR GROVE COMPOSTING, INC.	49331	04/01/2022	Mulch for City Hall	277.46
CHICAGO TITLE	49332	04/01/2022	Mailing Labels 15722 Simonds Rd NE PRJ21-0081	3.86
CHRISTINA MARTIN	49333	04/01/2022	14.5 Hrs. Feb. Farmers Market Consulting	725.00
CHRISTINA MARTIN	49334	04/01/2022	1 Hr. Kenmore Farmers Market Consulting	50.00
CHRISTINE SUZUKI INSTALLATIONS, INC.	49335	04/01/2022	Business Assistance Grant	10,000.00
DAILY JOURNAL OF COMMERCE	49336	04/01/2022	2/28 & 3/14 ARPA RFP Affordable Housing	634.80
DFR LAW GROUP, LLC	49337	04/01/2022	18-C1845 Attorney Services	600.00
EARTHCORPS	49338	04/01/2022	18-C1927 Rhododendron Park Monitoring/Maint.	1,838.67
EVERMARK, LLC	49339	04/01/2022	City Logo Wear Hats	781.49
FIX AUTO	49340	04/01/2022	Business Assistance Grant	10,000.00
FOSTER GARVEY PC	49341	04/01/2022	Feb. Attorney Svcs - Moore Condemnation	660.00
FOSTER GARVEY PC	49342	04/01/2022	Feb. Attorney Svcs - General Condemnation	10,114.50
FOSTER GARVEY PC	49343	04/01/2022	Feb. Svcs - Ben Holt Industries Prop. Acquisition	770.00

IX. A. Approve Total Check #s 49303 through 49405 totaling \$508,881.90 a...

GARRETT OPPENHEIM	49344	04/01/2022	Conference Expense Reimbursement	214.93
GRAINGER	49345	04/01/2022	Paint for Utility Locates	122.08
GRAINGER	49346	04/01/2022	Paint for Utility Locates	60.25
GREAT WESTERN RECREATION, LLC	49347	04/01/2022	Moorlands Park Playground Equipment	125.68
HDR ENGINEERING, INC	49348	04/01/2022	16-C1625 1/30-2/26 Juanita Dr. Ped/Bike Project	46,852.46
HONEY BUCKET	49349	04/01/2022	3/19-4/15 Logboom Park Rental	1,116.50
HORIZON DISTRIBUTORS INC	49350	04/01/2022	Turfgrw for ROW/Median	526.96
HORIZON DISTRIBUTORS INC	49351	04/01/2022	Hangar Green Roof Irrigation Parts	283.71
JUANITA AGUILAR	49352	04/01/2022	3/24 DEI Task Force Meeting	80.00
JULIANA POOLEY	49353	04/01/2022	3/24 DEI Task Force Meeting	80.00
KARLINSEY, ROB	49354	04/01/2022	Conference Expense Reimbursement Hotel/Car/Airfare	1,325.60
KING COUNTY RECORDER'S OFFICE	49355	04/01/2022	Additional Recording Fee - 19 Pages	19.00
KING COUNTY TREASURY	49356	04/01/2022	Property Taxes for 15 Parcels	30,387.22
MARCO BALLESTEROS	49357	04/01/2022	3/24 DEI Task Force Meeting	80.00
MERIT HOMES, INC.	49358	04/01/2022	ENG16-0672 Deposit Refund	34,120.40
MILLER STEPHENS, MARY	49359	04/01/2022	March Public Defense Svcs @ SCORE	1,250.00
MILLER STEPHENS, MARY	49360	04/01/2022	Feb. Public Defense Svcs @ SCORE	1,250.00
MINUTEMAN PRESS	49361	04/01/2022	W. Sammamish Bridge Postcard Mailer	436.79
MORUP SIGNS, INC.	49362	04/01/2022	SW8 61st Embankment Repair Sign	258.74
MOTT MACDONALD GROUP, INC.	49363	04/01/2022	17-C1657 Feb. Squire's Landing Design/Permitting	30,032.77
NELSON ELECTRIC, INC.	49364	04/01/2022	Electrical Work at City Hall	410.67
NORTHSHORE UTILITY DIST	49365	04/01/2022	1/15-3/15 Water/Sewer/Irrigation Fees	1,879.75
NORTHSHORE UTILITY DIST	49366	04/01/2022	Connection/Permit Fees Juanita Dr. Irrigation Mtrs	8,940.00
NORTHSHORE UTILITY DIST	49367	04/01/2022	W. Sammamish Bridge 1" Meter Permit/Connection	4,470.00
OFFICE DEPOT	49368	04/01/2022	Printer Toner	233.39
OFFICE DEPOT	49369	04/01/2022	Planner	5.40
OFFICE DEPOT	49370	04/01/2022	Misc. Office Supplies	27.03
OLANA LLC	49371	04/01/2022	Business Assistance Grant	10,000.00
OPTICOS DESIGN, INC.	49372	04/01/2022	Feb. Kenmore MMH Consulting Svcs	7,062.50
OSBORN CONSULTING INC.	49373	04/01/2022	19-C2012 Feb. 66th Ave Drainage Improvement	2,893.84
OSBORN CONSULTING INC.	49374	04/01/2022	19-C2012 Feb. Fish Barrier Prioritization	7,855.42
OSBORN CONSULTING INC.	49375	04/01/2022	19-C2012 Swamp Creek/192nd Project	6,823.13
OSBORN CONSULTING INC.	49376	04/01/2022	19-C2012 Jan. Log Boom Park Const. Mgmt.	31,935.25
OSBORN CONSULTING INC.	49377	04/01/2022	19-C2012 Feb. 61st Pl. Slope Assessment	933.33
OSBORN CONSULTING INC.	49378	04/01/2022	19-C2012 Jan. 190th Culvert - Phase 2	7,495.55
OSBORN CONSULTING INC.	49379	04/01/2022	19-C2012 Feb. 190th Culvert - Phase 2	2,288.15
PACE ENGINEERS, INC.	49380	04/01/2022	21-C2667 Feb. On-Call Engineering Services	1,025.00
PACIFIC AIR CONTROL, INC.	49381	04/01/2022	Quarterly HVAC Maintenance Services	2,329.99

IX. A. Approve Total Check #s 49303 through 49405 totaling \$508,881.90 a...

PACIFIC OFFICE AUTOMATION	49382	04/01/2022	Temperature Scanners - Monthly Maint.	92.04
PACIFIC TOPSOILS	49383	04/01/2022	2/26-3/25 Materials Purchased & Disposal Fees	1,475.00
PUGET SOUND ENERGY	49384	04/01/2022	2/11-3/16 Tree Receptacles/Traffic Signals/Lights/Parks	6,842.97
QUALITY BUSINESS SYSTEMS / WELLS FARGO	49385	04/01/2022	3/5-4/4/22 1st Floor Copier Lease	1,352.28
RED BARN ENGINEERING, INC.	49386	04/01/2022	21-C2666 2/2-3/13 Engineering Services	6,610.00
SAM OTIS	49387	04/01/2022	3/24 DEI Task Force Meeting	80.00
SHERWIN WILLIAMS CO. #8099	49388	04/01/2022	Paint for Street Dept.	59.37
SISKUN POWER EQUIPMENT	49389	04/01/2022	Blower Repair	50.89
SISKUN POWER EQUIPMENT	49390	04/01/2022	Public Works Equipment Maintenance	32.93
SMS CLEANING, INC.	49391	04/01/2022	City Hall/Hanqar/PW Office Janitorial Svcs	6,495.00
SNOHOMISH COUNTY	49392	04/01/2022	Jan. Solid Waste Disposal Charges	1,784.00
SOUTHSHORE REHAB PROSTHETICS AND ORTHOTICS	49393	04/01/2022	Business Assistance Grant	10,000.00
SRI UMA	49394	04/01/2022	Void	-
STEWART MACNICHOLS HARMELL, INC.	49395	04/01/2022	Feb. Public Defense Services	5,000.00
T MOBILE USA, INC.	49396	04/01/2022	Staff Cell Phones & Data Plans	1,557.65
US POSTAL SERVICE (HASLER)	49397	04/01/2022	Postage Meter Refill 5/11/21-3/29/22	4,060.98
VENTILATION POWER CLEANING, INC.	49398	04/01/2022	22-C2779 3/15 Storm Drain Cleaning	1,925.00
VENTILATION POWER CLEANING, INC.	49399	04/01/2022	22-C2779 3/15 Storm Drain Cleaning	1,210.00
WA STATE DEPT OF TRANSPORTATION	49400	04/01/2022	Feb. 68th/175th & 181st Traffic Signal Maint.	1,555.99
WASHINGTON AUDIOLOGY SERVICES, INC.	49401	04/01/2022	Field Staff Hearing Tests	997.60
WESTLAKE HARDWARE WA-153	49402	04/01/2022	2/28-3/12/22 Materials & Supplies Purchased	146.18
WM CORPORATE SVCS-COLUMBIA RIDGE LANDFILL	49403	04/01/2022	March 2nd Street Sweeper Debris Disposal	150.66
ZIPLY FIBER	49404	04/01/2022	3/19-4/18 PW Office Internet	153.00
LANN THAI HOUSE, LLC	49405	04/01/2022	Business Assistance Grant	10,000.00
DRS 457	DFT0001247-1248	03/25/2022	DRS 457 Deferred Comp	1,210.57
AVIDIA HEALTH	DFT0001249	03/25/2022	Employee Health Savings Contribution	100.00
DEPARTMENT OF RETIREMENT SYSTEMS	DFT0001250-1255	03/25/2022	Public Employees Retirement	30,177.86
NAVIA	DFT0001256	03/25/2022	Employee Flexible Spending Account	602.64
BANK OF AMERICA 941	DFT0001257	03/25/2022	Federal Taxes	23,344.61
PAYROLL	Electronic Dep.	3/25/2022	Direct Deposit	127,714.66
TOTAL				<u>\$ 800,518.13</u>

IX. A. Approve Total Check #s 49303 through 49405 totaling \$508,881.90 a...



City of Kenmore

Vendor Purchasing Report

For Date Range 01/01/2022 - 04/01/2022

Vendor Set: Vendor Set 01

Vendor	Name	Volume
0014	AMERICAN PLANNING ASSOCIATION	1336
0024	BAKER, DAVID	468.43
0064	CASCADE PEST CONTROL	463.74
0067	CENTER FOR HUMAN SERVICES	5550
0076	CITY OF BELLEVUE	40078.5
0081	CITY OF KENMORE	2961.1
0083	CITY OF LAKE FOREST PARK	51948
0099	CONSOLIDATED PRESS	4945.76
0109	DAILY JOURNAL OF COMMERCE	943
0121	REPUBLIC SERVICES	2141.8
0130	EMPLOYMENT SECURITY DEPARTMENT	6759.03
0137	FERGUSON ENTERPRISES INC #3011	1681.73
0151	CALPORTLAND COMPANY	78.52
0173	HOME DEPOT CREDIT SERVICES	1655.6
0184	INSLEE, BEST, DOEZIE & RYDER, P.S.	112338.67
0191	INTERNATIONAL INST OF MUNI CLERKS	215
0197	JET CITY PRINTING	385.35
0204	KENMORE COMMUNITY CLUB	180
0205	KENMORE HERITAGE SOCIETY	25
0206	KENMORE MIDDLE SCHOOL	2650
0212	KING COUNTY FINANCE W.L.R.D.	5426
0213	KING COUNTY ANIMAL SVCS	380
0218	KING COUNTY FINANCE	1847.99
0230	KING COUNTY RADIO COMM SERVICES	300.57
0235	KING COUNTY TREASURY	49728.8
0251	LIGHTHOUSE CONSULTING INC	33428.88
0261	PENDLETON CONSULTING LLC	3575
0267	MR. T'S TROPHIES & AWARDS LLC	652.34
0285	NORTHSHORE FIRE DEPT	860
0286	NORTHSHORE SCHOOL DISTRICT	95392
0287	NORTHSHORE SENIOR CENTER	9500
0288	NORTHSHORE UTILITY DIST	64310.2
0292	HONEY BUCKET	3819.75
0300	OFFICE DEPOT	1178.34
0304	OLYMPIC ENVIRONMENTAL RESOURCES INC	6561.9
0310	PACIFIC TOPSOILS	3475.04
0311	PARAMETRIX INC	21181.69
0327	PUGET SOUND CLEAN AIR AGENCY	19183
0328	PUGET SOUND ENERGY	111646.1
0345	SEATTLE TIMES	2141.1
0355	STAPLES ADVANTAGE	1974.33
0357	STEWART MACNICHOLS HARMELL, INC.	15000
0359	SOUND CITIES ASSOC	16314.32
0365	TOTAL LANDSCAPE CORP	18475.64
0371	UNITED STATES POSTMASTER	1928.18
0375	US POSTAL SERVICE (HASLER)	4060.98
0385	WA ASSOC OF BUILDING OFFICIALS	1375
0387	WA CITIES INSURANCE AUTHORITY	486509
0389	WASHINGTON CITY/COUNTY MGMT ASSOC	315
0400	WASHINGTON STATE DEPT OF REVENUE	6535.1
0401	WA STATE DEPT OF TRANSPORTATION	13821.72
0405	WASHINGTON STATE OFFICE CASH MGMT	610.5

Vendor Purchasing Report

For Date Range 01/01/2022 - 04/01/2022

Vendor Set: Vendor Set 01

Vendor	Name	Volume
0412	WM CORPORATE SVCS - COLUMBIA RIDGE LANDFILL	10220.12
0424	ICMA RETIREMENT TRUST 457 / 304745	50636.11
0425	DRS 457	7228.66
0426	AFLAC	648.57
0428	BANK OF AMERICA 941	140613.13
0429	AWC EMPLOYEE BENEFIT TRUST	231484.66
0431	DEPARTMENT OF RETIREMENT SYSTEMS	183878.41
0432	DEPARTMENT OF LABOR AND INDUSTRIES	12751.7
0434	UNITED WAY OF KING COUNTY	240
0436	NATIONAL LIFE OF VERMONT	369.51
0448	UPS STORE KENMORE	101.34
0450	AURORA RENTS	2304.78
0542	AMERICAN SOCIETY OF COMPOSERS	390
0550	KING COUNTY RECORDER'S OFFICE	272.5
0558	SNOHOMISH COUNTY	1784
0617	KING COUNTY FINANCE	17059.62
0685	PACE ENGINEERS, INC.	3325
0692	HDR ENGINEERING, INC	211629.3
0696	AMERICAN GENERAL LIFE GPO/400S	839.76
0764	OUSLEY, NANCY	23.99
0781	QUALITY BUSINESS SYSTEMS INC.	676.14
0791	NORTHSHORE ROTARY CLUB	300
0817	GRAINGER	293.27
0851	EVERMARK, LLC	781.49
0892	JACOBS ENGINEERING GROUP	16321.51
0898	ZONAR SYSTEMS	731.12
0899	SHRED IT, C/O STERICYCLE, INC>	95.16
0913	KENMORE ELEMENTARY	1250
0981	COMCAST BUSINESS	780.43
0994	GORDON THOMAS HONEYWELL	8600
1003	iWORQ SYSTEMS	2800
1010	WESTLAKE HARDWARE WA-153	571.61
1034	EMERALD FIRE LLC	705
1045	HORIZON DISTRIBUTORS INC	810.67
1053	INTERNATIONAL CODE COUNCIL, INC	600
1068	WA STATE DEPT OF LABOR & INDUSTRIES	230
1123	AM TEST, INC	200
1140	PAWS	416
1152	WASHINGTON ENERGY SERVICES CO. LLC	285.6
1197	MILLER STEPHENS, MARY	3750
1215	STATE OF FLORIDA DISBURSEMENT UNIT	1650
1226	CONTECH ENGINEERED SOLUTIONS, INC	600
1299	VERIZON WIRELESS	167.59
1313	BOTHELL KENMORE CHAMBER OF COMMERCE	2400
1331	KBA INC.	91843.88
1333	WELWEST CONSTRUCTION INC.	10000
1337	STATE OF WA DEPT. OF LICENSING	1.52
1345	SHERWIN WILLIAMS CO. #8099	59.37
1356	KARLINSEY, ROB	2470.6
1358	ALPHAGRAPHS	329.33
1359	EVERGREEN FIRE AND SAFETY, INC.	214.14
1383	CHICAGO TITLE	11.58
1390	UTILITIES UNDERGROUND LOCATION CTR	282.51
1403	OSBORN CONSULTING INC.	125509.61
1431	BRIEN, GAYLYNN	100
1452	CITY OF KENT	500
1459	FLEMINGS HOLIDAY LIGHTING LLC	1491.99
1464	ROAD CONSTRUCTION NW, INC.	496302.39

Vendor Purchasing Report

For Date Range 01/01/2022 - 04/01/2022

Vendor Set: Vendor Set 01

Vendor	Name	Volume
1465	WA TRUST FOR HISTORIC PRESERVATION	75
1504	SCORE	82127.24
1555	LINCOLN NATIONAL LIFE INSURANCE	4907.66
1673	KPFF CONSULTING ENGINEERS	87131.28
1689	MOTT MACDONALD GROUP, INC.	70836.9
1711	SOFTWAREONE, INC.	13724.9
1712	SITEIMPROVE, INC.	3356.95
1739	FIX AUTO	10000
1754	RFI ENTERPRISES INC.	236.72
1774	OWEN EQUIPMENT COMPANY	1371.61
1798	OLBRECHTS & ASSOCIATES, PLLC	1089
1816	NAVIA	10115.85
1820	PIPER SANDLER	23920
1828	QUALITY BUSINESS SYSTEMS / WELLS FARGO	2028.42
1829	SHI INTERNATIONAL CORP.	219.52
1838	AVIDIA HEALTH	600
1885	NATIONAL BARRICADE CO., LLC	562.28
1889	WILLIAMS, KASTNER & GIBBS PLLC	3730
1930	T MOBILE USA, INC.	4024.81
1979	MSPT XXII, LLC C/O FLYWAY RETAIL + LIVING	1500
1980	HRA VEBBA TRUST	20203.44
1993	HYAS GROUP, LLC	3750
1999	KING COUNTY POLICE CHIEFS ASSOCIATION	50
2004	RED BARN ENGINEERING, INC.	8160
2010	JUDHA OF LION LANDSCAPING AND SERVICES LLC	26952.48
2016	STREETSAVER	1500
2024	DFR LAW GROUP, LLC	600
2027	MERIT HOMES, INC.	34120.4
2047	PUGET SOUND PLANTS	312.62
2048	SMS CLEANING, INC.	19485
2095	TRANSCO GROUP USA INC.	2368.9
2097	ROBINSON AND NOBLE, INC.	2850
2113	WA ASSOC. OF SHERIFFS & POLICE CHIEFS	180
2142	ICMA RETIREMENT C/O ALLFIRST BANK / 109964	125836.59
2145	NORTHWEST ELECTRIC AND SOLAR	1970.79
2175	ELECTRONIC BUSINESS MACHINES	279.22
2176	CANON FINANCIAL SERVICES, INC.	798.24
2183	SISKUN POWER EQUIPMENT	457.16
2209	MORUP SIGNS, INC.	781.72
2221	O'REILLY/FIRST CALL	46.2
2236	COMCAST	5550.07
2249	KING COUNTY BAR ASSOCIATION	250
2252	TRUGREEN	2080.89
2254	U.S. BANK PURCHASE CARDS	39318.43
2259	MINUTEMAN PRESS	4663.52
2270	LAKESIDE INDUSTRIES	1007.42
2285	QUALITY WATER FINANCIAL	547.77
2304	ESTABROOK, MEGAN	2800
2327	PACIFIC AIR CONTROL, INC.	2622.86
2337	HUANG, ANGELINA	3848.9
2353	NORTHSHORE SCHOOLS FOUNDATION	300000
2368	JEFF LUKE PHOTOGRAPHY LLC	5364.77
2377	NORTH URBAN HUMAN SVCS ALLIANCE	1000
2386	CECCANTI, INC.	1112270.34
2396	ZIPLY FIBER	1760.32
2402	PACIFIC OFFICE AUTOMATION	276.12
2403	AMERICALL	409.48
2425	THOMCO CONSTRUCTION, INC.	465466.99

Vendor Purchasing Report

For Date Range 01/01/2022 - 04/01/2022

Vendor Set: Vendor Set 01

Vendor	Name	Volume
2439	7 STAR TOWING LLC	10000
2459	NELSON ELECTRIC, INC.	410.67
2464	D.P. NICOLI, INC.	166.67
2485	192 BREWING COMPANY	15000
2486	CASCADIA LAW GROUP	5832
2489	THE ORIGINAL POOP BAGS	1453.2
2503	NORTH AMERICAN SAFETY, INC.	1111.5
2512	CARASOFT TECHNOLOGY CORPORATION	3633.3
2530	CASCADIA CONSULTING GROUP, INC.	21637.17
2531	BCN TELECOM, INC.	1154.37
2537	HUNTINGTON TECHNOLOGY FINANCE	44525.18
2543	FOSTER GARVEY PC	25921
2544	ACTION SERVICES CORPORATION	1512
2545	KLB CONSTRUCTION, INC.	1275123.23
2549	DAVID EVANS	226.44
2553	TICOR TITLE	50000
2573	WHISTLE WORKWEAR	248.16
2577	APPLEONE EMPLOYMENT SERVICES	6110.01
2579	CHANIN KELLY-RAE CONSULTING LLC	30315
2584	AQUALIS	11538.48
2598	WAGNER ARCHITECTS	7870
2599	CEDAR GROVE COMPOSTING, INC.	277.46
2603	COMMERCIAL FENCE CORPORATION	14588.25
2612	KENMORE WATERFRONT ACTIVITIES CENTER	1691.1
2614	SEATOWN ELECTRIC, PLUMBING, HEATING & AIR	285.6
2617	STRIDER CONSTRUCTION CO., INC.	1795751.33
2618	STEPHANIE LUCASH	1079.77
2621	TRACY BANASZYNSKI	47
2622	IMPERIAL NW CONSTRUCTION LLC	462.42
2623	TOLO EVENTS LLC	10000
2624	CBRE, INC. - VALUATION & ADVISORY SERVICES	11300
2625	BRIMSTONE FIRE SAFETY MANAGEMENT LLC	279.31
2626	DAVIS HEETER	285.6
2627	BOB'S HEATING & AIR CONDITIONING LLC	444.15
2629	GARRETT OPPENHEIM	539.93
2631	SAM OTIS	160
2632	JULIANA POOLEY	240
2633	MARCO BALLESTEROS	240
2634	JUANITA AGUILAR	240
2635	DAVID G. MOORE	12422
2636	CHRISTINA MARTIN	775
2637	AISHA JALLOW	80
2638	AMERICAN RED CROSS	3470
2639	GREAT WESTERN RECREATION, LLC	125.68
2640	OPTICOS DESIGN, INC.	7062.5
2641	VENTILATION POWER CLEANING, INC.	3135
2642	WASHINGTON AUDIOLOGY SERVICES, INC.	997.6
2643	OLANA LLC	10000
2644	SOUTHSHORE REHAB PROSTHETICS AND ORTHOTICS	10000
2645	LANN THAI HOUSE LLC	10000
2646	CHRISTINE SUZUKI INSTALLATIONS, INC.	10000
Vendor Set Vendor Set 01 Total:		8829514.23









04-01-2022

Final Audit Report

2022-04-06

Created:	2022-04-05
By:	Carla Schnee (cschnee@kenmorewa.gov)
Status:	Signed
Transaction ID:	CBJCHBCAABAhy5ZmqIwKFmGGaY5AhF-6MtwTjtqLRw8

"04-01-2022" History

-  Document created by Carla Schnee (cschnee@kenmorewa.gov)
2022-04-05 - 10:57:23 PM GMT- IP address: 50.235.209.34
-  Document emailed to Leticia Salcido (lsalcido@kenmorewa.gov) for signature
2022-04-05 - 11:00:38 PM GMT
-  Email viewed by Leticia Salcido (lsalcido@kenmorewa.gov)
2022-04-05 - 11:01:02 PM GMT- IP address: 50.235.209.34
-  Document e-signed by Leticia Salcido (lsalcido@kenmorewa.gov)
Signature Date: 2022-04-05 - 11:01:26 PM GMT - Time Source: server- IP address: 50.235.209.34
-  Document emailed to Rob Karlinsey (rkarlinsey@kenmorewa.gov) for signature
2022-04-05 - 11:01:28 PM GMT
-  Email viewed by Rob Karlinsey (rkarlinsey@kenmorewa.gov)
2022-04-06 - 4:52:07 AM GMT- IP address: 24.22.167.111
-  Document e-signed by Rob Karlinsey (rkarlinsey@kenmorewa.gov)
Signature Date: 2022-04-06 - 4:52:38 AM GMT - Time Source: server- IP address: 24.22.167.111
-  Agreement completed.
2022-04-06 - 4:52:38 AM GMT



POWERED BY
Adobe Sign



**City Council Business Agenda Item
City of Kenmore, WA**

Subject/Topic:

January 2022 Financial Report

For Council Meeting Agenda of: April 25, 2022

Department: Finance & Administration**Prepared by:** Leticia Salcido, Director of Finance & Administration**Proposed Council Action/Motion:**

Receive & file:

January 2022 Financial Report
for the City of Kenmore Washington

Approved by Department Head:

Approved by City Attorney:

Approved by Finance Director:

Approved by City Manager:

Initial & Date

N/A

Exhibits/Attachments:January 2022 Financial Report
for the City of Kenmore, Washington**INFORMATION/BACKGROUND:**

The January 2022 monthly financial report is presented for Council review. This provides the opportunity for the City Council and the community to receive information on the City of Kenmore's biennium to date revenues and expenditures in comparison to the City's 2021-2022 adopted biennial budget. The budget was adopted on November 23, 2020.

FISCAL CONSIDERATION:

January 2022 is the 13th month of the 2021-2022, biennium budget period with 54% of the biennium elapsed.

General Fund:

The General Fund accounts for operational activities and includes all financial resources except those required or elected to be accounted for in another fund. Activities within the General Fund include Public Safety, Public Works Engineering, Community Development, Development Services, Parks, Facility Maintenance, and administrative services such as City Manager, Legal, Finance, City Clerk and City Council.

Revenues:

As of January 31, 2022, biennium to date, revenues exceeded expenditures by \$3,071,713. Revenues totaled \$17.8 million while expenditures total \$14.7 million. Revenues in the amount of \$17.8 million represent 58% of the amended budget revenues in the amount of \$30.6 million. Major revenue sources in the General Fund include property taxes, sales taxes, utility taxes, franchise fees, building related fees and other.

Property tax which is the major revenue source for the City generated \$5.4 million through January 31, 2022. This represents 49% of the biennium budget amount. The budget for the biennium for this revenue source is \$10.9 million.

Sales Tax revenue generated \$3.9 million through January 31, 2022. This represents 65% of the amended biennium budget amount of \$6 million.

Sales tax revenue for the month of January 2022 was 6% higher than the amount received in same month 2021. January 2021 receipts were 34% higher than 2020.

Sales Tax revenues for the twelve months of 2021 are \$689,000 or 24% higher than the amount received in 2020. The major increase came from the industries in construction, retail, and services. The following is the increase from 2020 to 2021:

Industry	Amount	% increase
Construction	\$298,646	45%
Retail	\$166,915	15%
Services	\$155,456	21%

A review of the top 505 sales tax remitters accounting for 86% of total remittances in the month of January indicates that 31% of the total was generated from internet-based companies. In the retail category approximately 58% of the revenue was from internet sales.

Utility Taxes totaled \$1,117,516 or 47% of the amount budgeted of \$2.4 million.

Development fees & permits revenue was \$1.4 million or 80% of the amount budgeted for the biennium (\$1.7 million).

Expenditures:

Expenditures totaled \$14.7 million for the first thirteenth months of the biennium. This is 51% of the budgeted amount of \$28.7 million.

Fund Balance:

The ending fund balance for the General fund, as of January 31, 2022, was \$5.8 million

Street Fund:

As of January 31, 2022, the year-to-date revenues totaled \$1.9 million or 50% of total budgeted revenues in the amount of \$3.8 million. Expenditures for the same time totaled \$1.5 million or 44% of total budget expenditures in the amount of \$3.3 million. The ending cash balance in this fund as of January 31, 2022, was \$2 million.

Surface Water Management Fund:

As of January 31, 2022, biennium to date revenues totaled \$3 million or 48% of the amended budgeted amount (\$6.2 million). Expenditures during the same time-period, totaled \$2.4 million or 32% of the amended biennial budgeted amount of \$7.7 million. Expenditures seem low because most of the capital expenditures are budgeted in 2022 which is when the transfer out (expense) to the Surface Water Management Capital Fund will be made.

COUNCIL GOAL/BUDGET OBJECTIVE BEING ADDRESSED:

Kenmore budget Policy 9a: A revenue/expenditure report will be produced monthly so that it can be directly compared to the actual results of the fiscal year to date.

Kenmore Budget Policy 9b: All budget amendments, both revenues and expenditures, will be noted in the monthly report.

Priority Based budgeting Result: Governance: Supports decision making with timely and accurate short-term and long-range analysis that enhances vision and planning.



18120 68TH AVE. NE
KENMORE, WASHINGTON 98028

MEMORANDUM

TO: Rob Karlinsey, City Manager
FROM: Leticia Salcido, Finance Director
DATE: April 13, 2022
RE: January 2022 Financial Reports for the City of Kenmore, Washington

January 2022 financial information is presented for your review and delivery to the City Council. Attached you will find the following reports:

- General Fund Summary
- General Fund Revenue Graphs
- General Fund Expenditure Graphs
- Street Fund Summary
- Cash and Investment Report
- Investment Schedule and Portfolio Analysis
- Sales Tax Receipts by Business Type
- Retail Sales and Use Tax Distribution

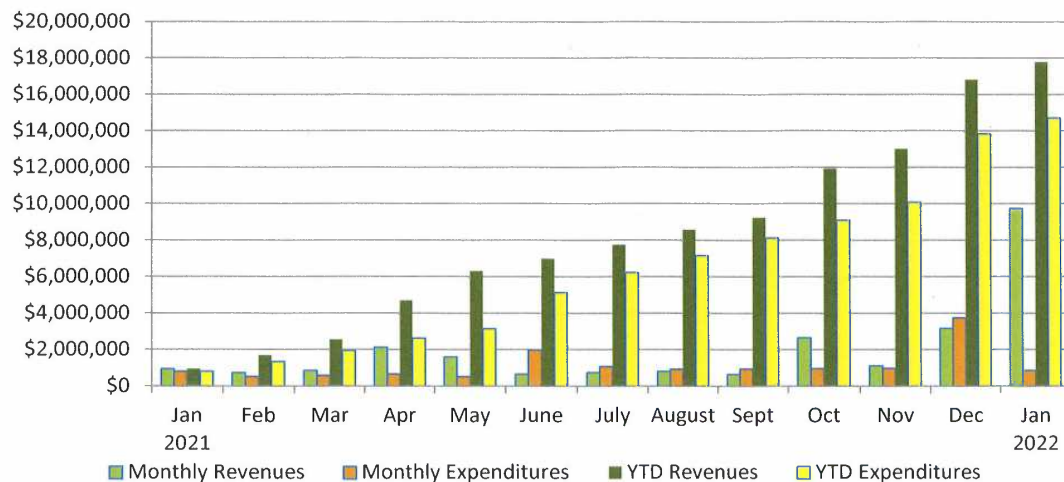
If you would like additional information or have any questions regarding the financial reports, please feel free to contact me.

GENERAL FUND

The first section of the monthly financial report is a review of the General Fund. This fund accounts for operational activities and includes all financial resources except those required or elected to be accounted for in another fund. Revenues include various taxes, per capita distributions from the State, fines and forfeitures, permits and licenses, and fees for service. In the context of the biennial budget, January is the thirteenth month (54%) of the 2021-2022 biennial budget period. For the month of January, revenues exceeded expenditures in the General Fund by \$101,080. Biennium to date, revenues exceed expenditures by \$3,071,713.

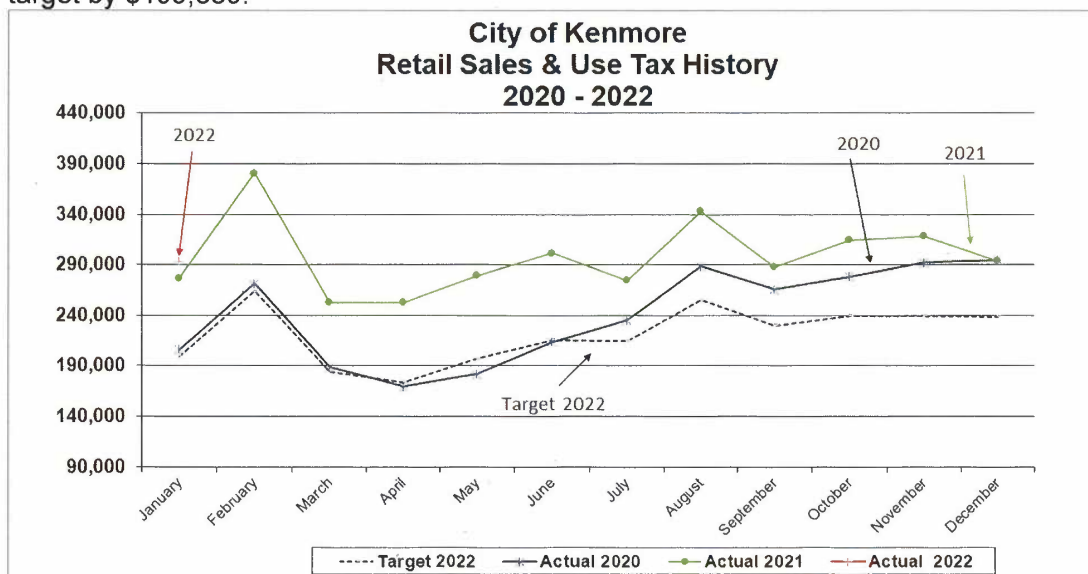
The following chart illustrates the monthly revenue and expenditure activity in the General Fund through January 2022.

City of Kenmore, Washington
Monthly Financial Report
January 2022



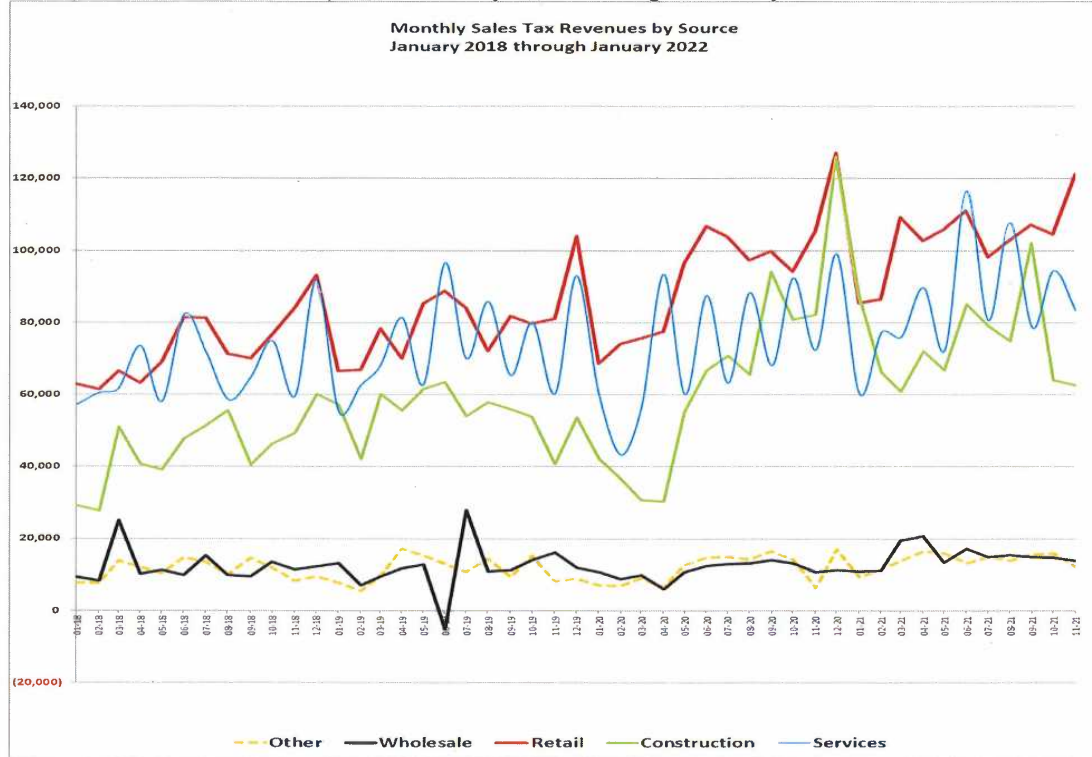
Total **revenues** for the month were **\$974,718**. Biennium to date revenues are \$17,798,752 which is 58% of the amended budgeted revenues of \$30,589,770. Primary sources of revenue for the month included property taxes in the amount of \$17,495, development fees & permits in the amount of \$77,703, retail sales and use taxes in the amount of \$293,134, intergovernment & grants in the amount of \$150,763, franchise fees in the amount of \$237,395, and utility taxes in the amount of \$183,855.

A summary of sales tax revenues received in **January** is attached. These receipts are based on **November** sales activity. The chart below gives a historical perspective of monthly sales tax receipts over the last several years. The black dotted Target 2022 line is a monthly average of actual receipts during 2019, 2020, and 2021. The red line represents 2022 actual receipts, which are \$16,193 above 2021 and ahead of the 2022 target by \$199,889.



City of Kenmore, Washington
Monthly Financial Report
January 2022

The following chart illustrates the historical trends of sales tax receipts from the major segments: construction, retail, wholesale, other (agriculture, services, manufacturing, transportation and utilities) from January 2018 through January 2022.



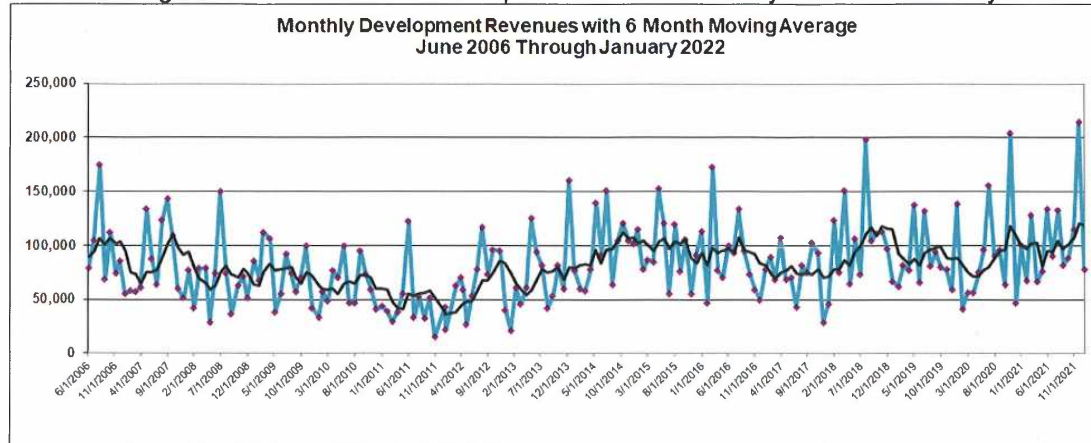
In January, the top 505 sales tax remitters, accounting for 86% or \$252,049 of total remittances, were reviewed for internet sales activity.

Of the \$252,049 of sales tax remitted by these companies in January, \$79,019 (31% of the total) was generated from internet-based companies. Below is a chart that illustrates the amount of internet based sales tax in the major segments that include it:

	Total Sales Tax Remitted in January	Internet Based Companies	% of Total Internet Sales Tax Collected
Retail Trade	\$92,014	\$53,646	58%
Information	10,129	2,897	29%
Services	63,320	19,096	30%
Wholesale	9,933	2,033	20%
Other	76,653	1,347	2%
	\$252,049	\$79,019	

City of Kenmore, Washington
Monthly Financial Report
January 2022

The following chart illustrates the development revenue activity over the last 15 years.



January 2022 expenditures were **\$873,638**. Biennium to date expenditures are \$14,727,039, which is 51% of the amended biennial budget expenditures of \$28,659,582.

Total City cash (\$28,819,334) and long-term investments (\$6,068,350), at the end of January, totaled \$34,887,684. Proposition 1 levy funds and ARPA Recovery Funds are included in this cash balance.

Total non-General Fund revenues were \$965,629 and total non-General Fund expenditures were \$263,198.

In the **Street Fund** revenue from gas tax distributions were \$34,330. \$53,125 was expended for maintenance and operations during the month.

In the **Transportation Capital Fund**, there were expenditures in the amount of \$0 on pedestrian safety projects & street maintenance. The fund received \$9,594 in grant reimbursements during the month.

The **Sammamish Bridge Replacement Fund** had \$0 in expenditures during the month. The fund received \$651,516 in bridge grant reimbursements during the month.

The **Park Impact Fee** fund received \$0 in revenues during the month.

There were \$0 in revenues for the **Transportation Impact Fee** fund during the month.

City of Kenmore, Washington
Monthly Financial Report
January 2022

The **Real Estate Excise Tax** Fund received \$128,263 of real estate excise taxes (REET) in January from sales activity that occurred in December. 26 transactions were reported during the month. The 2022 year to date revenue is lower than the 2021 revenue by \$38,390.

The **Park Capital** fund had \$0 in Park improvement expenditures during the month.

The **Walkways & Waterways Debt Service** Fund collected \$6,662 in property taxes related to the Prop 1 Bond for a biennium to date total revenue of \$780,797.

The **Transportation Benefit District** Fund received \$26,987 in vehicle license fees during the month.

SUMMARY

This concludes the financial report for the City of Kenmore as of **January 31, 2022**. I appreciate your feedback and encourage you to contact me if you have any questions prior to the City Council meeting.

City of Kenmore, Washington
General Fund Summary Report
January 31, 2022



	CURRENT PERIOD 2021-2022				PREVIOUS PERIOD 2019-2020			
	MONTH <u>January 2022</u>	BIENNIUM TO DATE <u>2021-2022</u>	% of <u>BUDGET</u>	AMENDED BIENNIUM BUDGET <u>2021-2022</u>	Current <u>January 2020</u>	BIENNIUM TO DATE <u>2019-2020</u>	% of <u>BUDGET</u>	AMENDED BIENNIUM BUDGET <u>2019-2020</u>
REVENUES								
Beginning Fund Balance		2,748,005		2,748,005		4,934,368		4,934,368
Property Taxes	17,495	5,365,476	49.4%	10,865,654	10,352	5,061,216	49.5%	10,224,205
Sales and Use Taxes	293,134	3,870,239	65.0%	5,954,280	265,687	3,759,238	60.5%	6,212,000
Utility Taxes	183,855	1,117,516	46.6%	2,399,290	113,354	1,143,328	46.4%	2,466,355
Other Taxes	2,872	105,986	58.2%	182,200	25,051	152,229	83.7%	181,868
Development Fees & Permits	77,703	1,375,004	79.9%	1,720,003	138,874	1,153,770	62.2%	1,854,042
Franchise Fees	237,395	1,085,513	62.2%	1,746,569	235,281	1,110,153	60.6%	1,831,835
Intergovernmental and Grants	150,763	1,584,645	64.6%	2,452,594	56,733	684,503	32.0%	2,142,292
Investment Interest	992	27,321	41.4%	66,000	2,189	89,288	93.7%	95,300
Fines and Forfeitures	0	2,341	0.0%	0	0	4,173	0.0%	0
Transfers and Other Revenues	10,509	3,264,709	62.7%	5,203,180	35,309	1,051,596	48.8%	2,155,352
Total Revenues	974,718	17,798,752	58.2%	30,589,770	882,830	14,209,494	52.3%	27,163,249

City of Kenmore, Washington
General Fund Summary Report
January 31, 2022



	CURRENT PERIOD 2021-2022				PREVIOUS PERIOD 2019-2020			
	MONTH	BIENNIUM	% of	AMENDED	Current	BIENNIUM	% of	AMENDED
	<u>January 2022</u>	<u>TO DATE</u>	<u>BUDGET</u>	<u>BIENNIUM</u>	<u>January 2020</u>	<u>TO DATE</u>	<u>BUDGET</u>	<u>BIENNIUM</u>
<u>EXPENDITURES</u>		<u>2021-2022</u>		<u>BUDGET</u>		<u>2019-2020</u>		<u>BUDGET</u>
<u>Cost Center</u>								
City Council	43,980	185,182	55.7%	332,711	43,014	209,570	62.3%	336,208
City Manager	96,258	1,501,723	48.1%	3,121,846	122,216	1,773,645	55.9%	3,170,520
City Clerk	10,760	467,407	49.9%	937,052	50,885	401,056	43.6%	919,466
Finance	408,186	1,418,265	64.1%	2,212,820	304,423	1,202,800	62.5%	1,925,756
Human Resources	12,504	133,802	0.0%	319,432		0	0.0%	0
Legal	0	437,313	77.4%	565,000	462	313,184	47.8%	654,782
Interfund Transfers	0	2,303,405	74.0%	3,110,617	0	2,606,529	80.8%	3,226,484
Public Safety	50	3,716,847	40.6%	9,152,371	8,951	4,291,016	47.9%	8,967,044
Engineering & Environmental Services	52,274	754,024	44.6%	1,689,574	57,581	731,841	47.0%	1,555,790
Community Development	62,291	931,860	55.0%	1,695,828	79,666	878,279	55.6%	1,580,826
Developmental Services	140,523	1,437,972	50.5%	2,845,428	169,364	1,396,571	74.5%	1,874,061
Parks & Facility Maintenance	46,812	1,439,238	53.8%	2,676,904	68,331	1,828,695	56.3%	3,247,606
Total Expenditures	873,638	14,727,039	51.4%	28,659,582	904,892	15,633,185	54.8%	28,543,158
Revenues over Expenditures	101,080	3,071,713		1,930,188	(22,062)	(1,423,691)		(1,379,909)
Ending Fund Balance		5,819,718		4,678,193	-22,062	3,510,677	0	3,554,460

**City of Kenmore, Washington
General Fund Revenue Graphs
January 31, 2022**

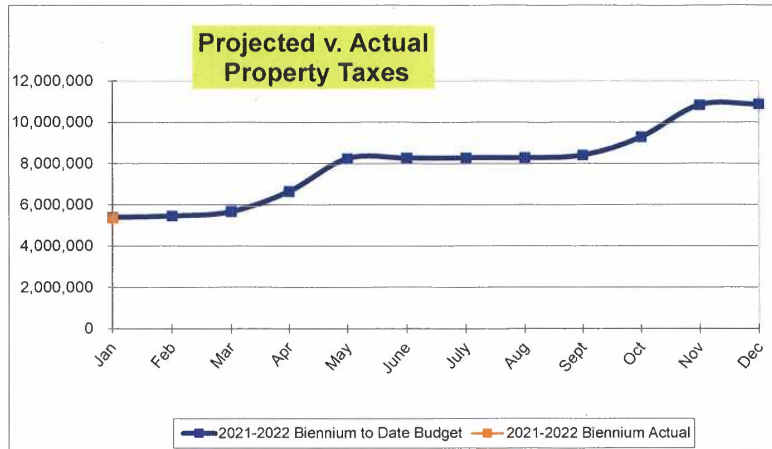
PROPERTY TAXES

	2021-2022 Biennium to Date Budget	2021-2022 Biennium Actual
2021	5,383,410	5,347,981
Jan	5,401,023	5,365,476
Feb	5,468,860	
Mar	5,670,301	
Apr	6,652,450	
May	8,244,136	
June	8,259,460	
July	8,274,655	
Aug	8,290,802	
Sept	8,401,090	
Oct	9,291,005	
Nov	10,834,497	
Dec	10,865,654	
2021-22	10,865,654	

Year To Date

Actual v. Projected

99%



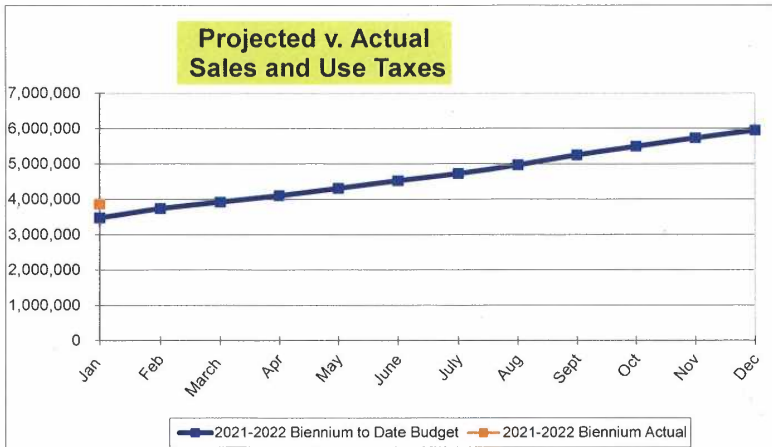
SALES & USE TAXES

	2021-2022 Biennium to Date Budget	2021-2022 Biennium Actual
2021	3,300,000	3,577,108
Jan	3,481,493	3,870,242
Feb	3,742,900	
March	3,928,951	
Apr	4,108,559	
May	4,315,086	
June	4,530,232	
July	4,730,589	
Aug	4,978,663	
Sept	5,258,728	
Oct	5,497,740	
Nov	5,739,531	
Dec	5,954,280	
2021-22	5,954,280	

Year To Date

Actual v. Projected

111%



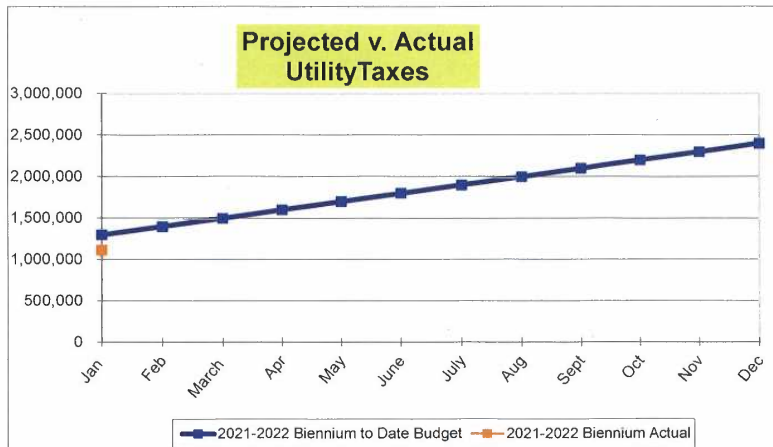
UTILITY TAXES

	2021-2022 Biennium to Date Budget	2021-2022 Biennium Actual
2021	1,199,640	933,662
Jan	1,299,611	1,117,517
Feb	1,399,582	
March	1,499,553	
Apr	1,599,523	
May	1,699,494	
June	1,799,465	
July	1,899,436	
Aug	1,999,407	
Sept	2,099,378	
Oct	2,199,348	
Nov	2,299,319	
Dec	2,399,290	
2021-22	2,399,290	

Year To Date

Actual v. Projected

86%

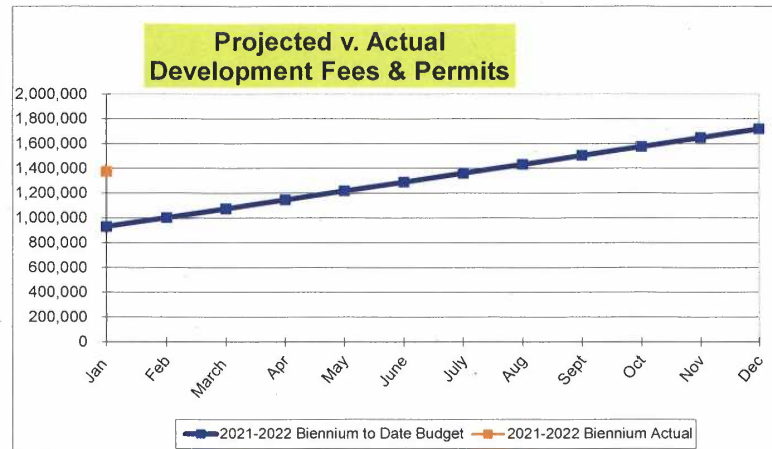


V:\Admin and Finance\Monthly Reports\2022\January 2022 General Fund Rev Graphs

**City of Kenmore, Washington
General Fund Revenue Graphs
January 31, 2022**

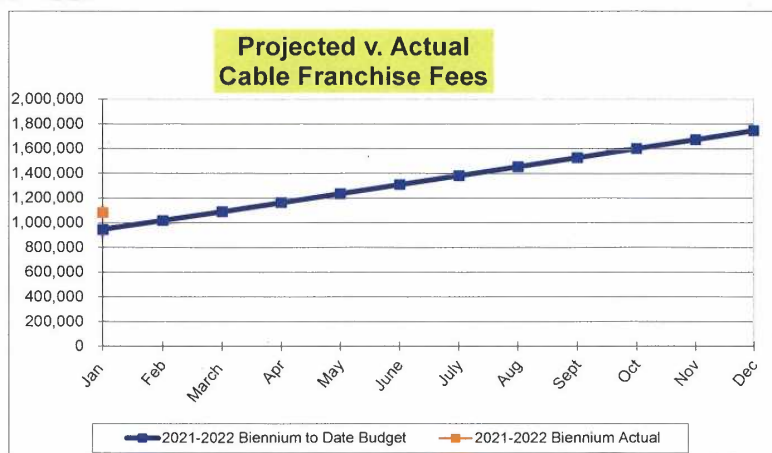
DEVELOPMENT FEES & PERMITS

	2021-2022 Biennium to Date Budget	2021-2022 Biennium Actual
2021	860,004	1,297,301
Jan	931,671	1,375,004
Feb	1,003,337	
March	1,075,004	
Apr	1,146,670	
May	1,218,337	
June	1,290,004	
July	1,361,670	
Aug	1,433,337	
Sept	1,505,003	
Oct	1,576,670	
Nov	1,648,336	
Dec	1,720,003	
2021-22	1,720,003	
Year To Date		
Actual v. Projected		148%



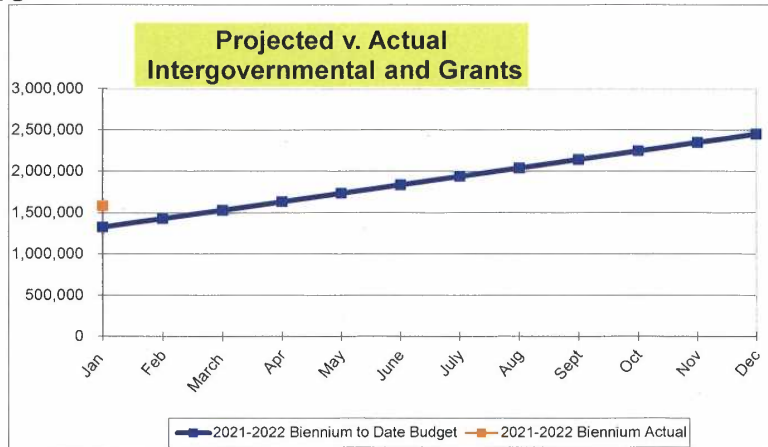
CABLE/WATER/SEWER FRANCHISE FEES

	2021-2022 Biennium to Date Budget	2021-2022 Biennium Actual
2021	873,288	848,118
Jan	946,061	1,085,513
Feb	1,018,835	
March	1,091,608	
Apr	1,164,382	
May	1,237,155	
June	1,309,929	
July	1,382,702	
Aug	1,455,475	
Sept	1,528,249	
Oct	1,601,022	
Nov	1,673,796	
Dec	1,746,569	
2021-22	1,746,569	
Year To Date		
Actual v. Projected		115%



INTERGOVERNMENTAL & GRANTS

	2021-2022 Biennium to Date Budget	2021-2022 Biennium Actual
2021	1,226,292	1,433,882
Jan	1,328,484	1,584,645
Feb	1,430,676	
March	1,532,868	
Apr	1,635,059	
May	1,737,251	
June	1,839,443	
July	1,941,635	
Aug	2,043,827	
Sept	2,146,019	
Oct	2,248,210	
Nov	2,350,402	
Dec	2,452,594	
2021-22	2,452,594	
Year To Date		
Actual v. Projected		119%

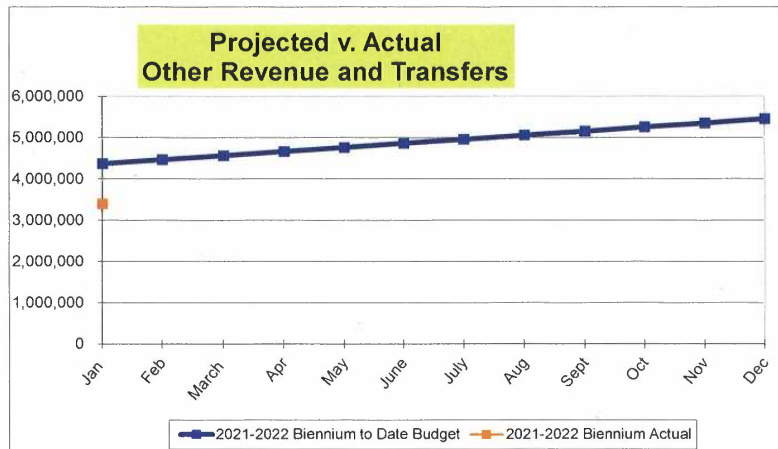


V:\Admin and Finance\Monthly Reports\2022\January 2022General Fund Rev Graphs

City of Kenmore, Washington
General Fund Revenue Graphs
January 31, 2022

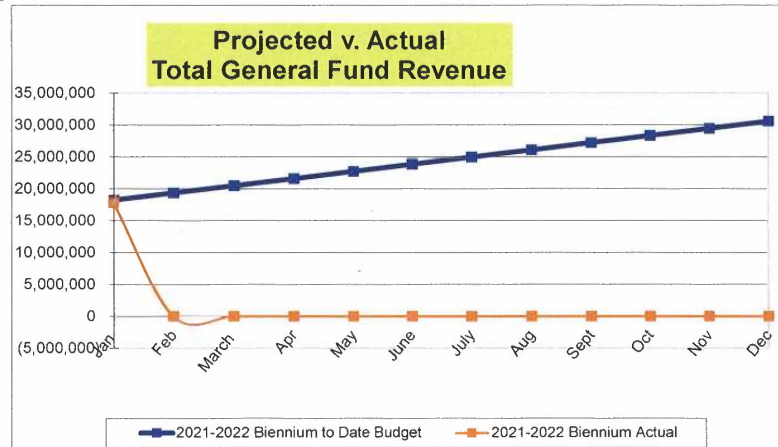
OTHER REVENUES AND TRANSFERS

	2021-2022 Biennium to Date Budget	2021-2022 Biennium Actual
2021	4,269,442	3,385,984
Jan	4,367,937	3,400,357
Feb	4,466,432	
March	4,564,927	
Apr	4,663,421	
May	4,761,916	
June	4,860,411	
July	4,958,906	
Aug	5,057,401	
Sept	5,155,896	
Oct	5,254,390	
Nov	5,352,885	
Dec	5,451,380	
'2021-22	5,451,380	
Year To Date		
Actual v. Projected		78%



TOTAL GENERAL FUND REVENUE

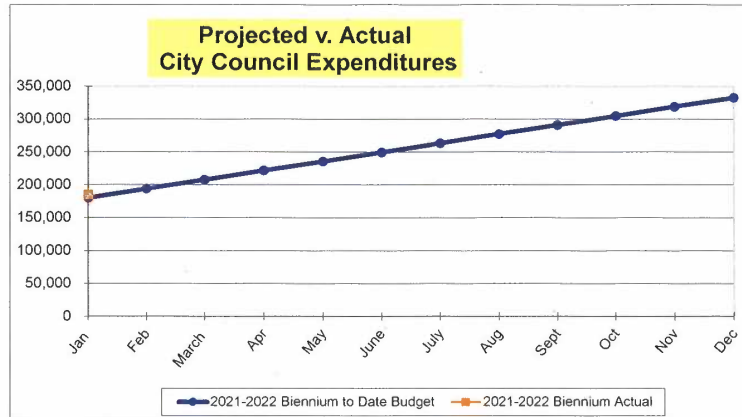
	2021-2022 Biennium to Date Budget	2021-2022 Biennium Actual
2021	17,112,076	16,824,033
Jan	18,235,217	17,798,754
Feb	19,358,358	0
March	20,481,500	0
Apr	21,604,641	0
May	22,727,782	0
June	23,850,923	0
July	24,974,064	0
Aug	26,097,205	0
Sept	27,220,347	0
Oct	28,343,488	0
Nov	29,466,629	0
Dec	30,589,770	0
'2021-22	30,589,770	0
Year To Date		
Actual v. Projected		98%



City of Kenmore, Washington
General Fund Expenditure Graphs*
January 31, 2022

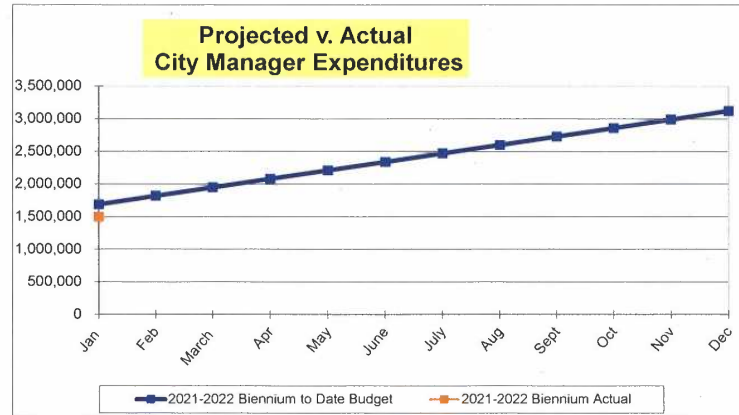
CITY COUNCIL

	2021-2022 Biennium to Date Budget	2021-2022 Biennium Actual
2021	166,356	141,202
Jan	180,219	185,182
Feb	194,082	
March	207,945	
Apr	221,808	
May	235,671	
June	249,534	
July	263,396	
Aug	277,259	
Sept	291,122	
Oct	304,985	
Nov	318,848	
Dec	332,711	
2021-22	332,711	
Year To Date		
Actual v. Projected		103%



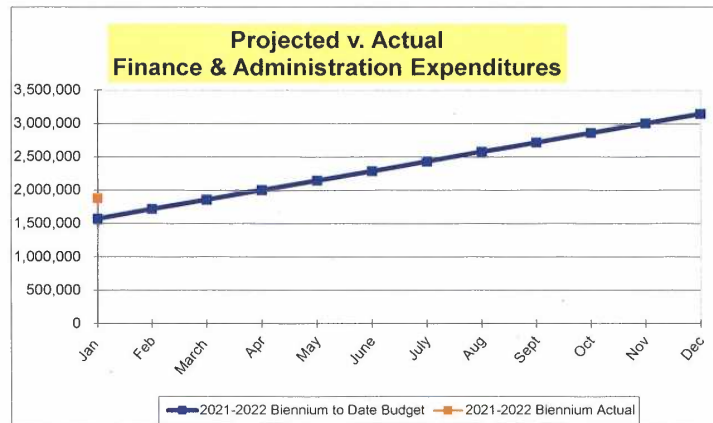
CITY MANAGER

	2021-2022 Biennium to Date Budget	2021-2022 Biennium Actual
2021	1,560,924	1,405,465
Jan	1,691,001	1,501,723
Feb	1,821,078	
March	1,951,155	
Apr	2,081,231	
May	2,211,308	
June	2,341,385	
July	2,471,462	
Aug	2,601,539	
Sept	2,731,616	
Oct	2,861,692	
Nov	2,991,769	
Dec	3,121,846	
2021-22	3,121,846	
Year To Date		
Actual v. Projected		89%



FINANCE & ADMINISTRATION

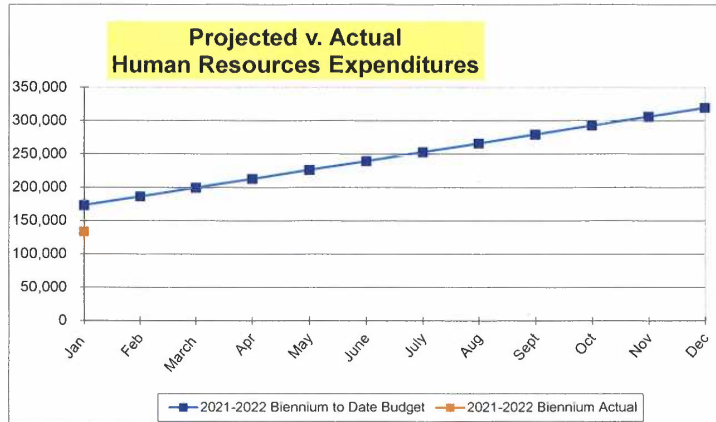
	2021-2022 Biennium to Date Budget	2021-2022 Biennium Actual
2021	1,436,124	1,466,725
Jan	1,578,936	1,885,672
Feb	1,721,749	
March	1,864,561	
Apr	2,007,373	
May	2,150,185	
June	2,292,998	
July	2,435,810	
Aug	2,578,622	
Sept	2,721,434	
Oct	2,864,247	
Nov	3,007,059	
Dec	3,149,871	
2021-22	3,149,871	
Year To Date		
Actual v. Projected		119%



City of Kenmore, Washington
General Fund Expenditure Graphs*
January 31, 2022

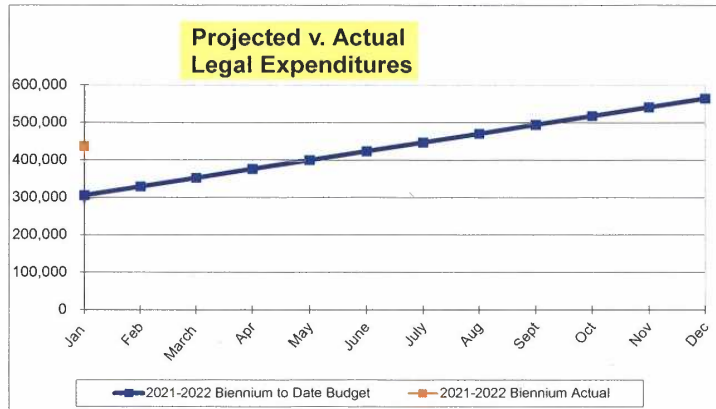
HUMAN RESOURCES

	2021-2022 Biennium to Date Budget	2021-2022 Biennium Actual
2021	159,720	121,298
Jan	173,029	133,802
Feb	186,339	
March	199,648	
Apr	212,957	
May	226,267	
June	239,576	
July	252,885	
Aug	266,195	
Sept	279,504	
Oct	292,813	
Nov	306,123	
Dec	319,432	
2021-22	319,432	
Year To Date		
Actual v. Projected		77%



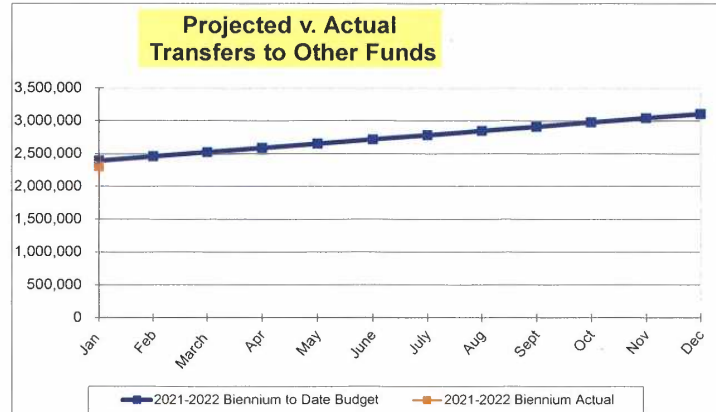
LEGAL

	2021-2022 Biennium to Date Budget	2021-2022 Biennium Actual
2021	282,504	437,313
Jan	306,045	437,313
Feb	329,587	
March	353,128	
Apr	376,669	
May	400,211	
June	423,752	
July	447,293	
Aug	470,835	
Sept	494,376	
Oct	517,917	
Nov	541,459	
Dec	565,000	
2021-22	565,000	
Year To Date		
Actual v. Projected		143%



TRANSFERS TO OTHER FUNDS

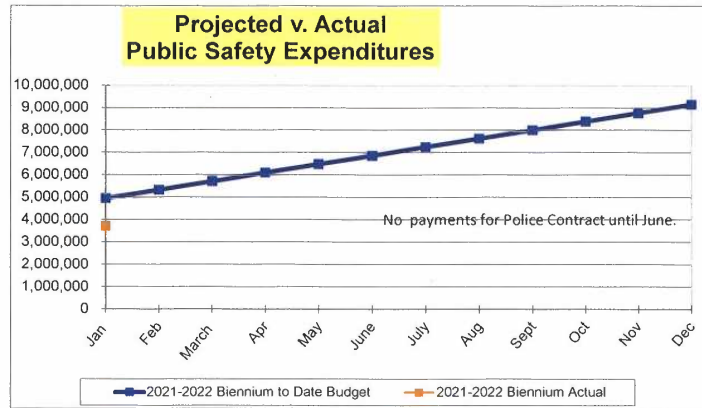
	2021-2022 Biennium to Date Budget	2021-2022 Biennium Actual
2021	2,330,312	2,303,405
Jan	2,395,337	2,303,405
Feb	2,460,363	
March	2,525,388	
Apr	2,590,414	
May	2,655,439	
June	2,720,465	
July	2,785,490	
Aug	2,850,515	
Sept	2,915,541	
Oct	2,980,566	
Nov	3,045,592	
Dec	3,110,617	
2021-22	3,110,617	
Year To Date		
Actual v. Projected		96%



**City of Kenmore, Washington
General Fund Expenditure Graphs*
January 31, 2022**

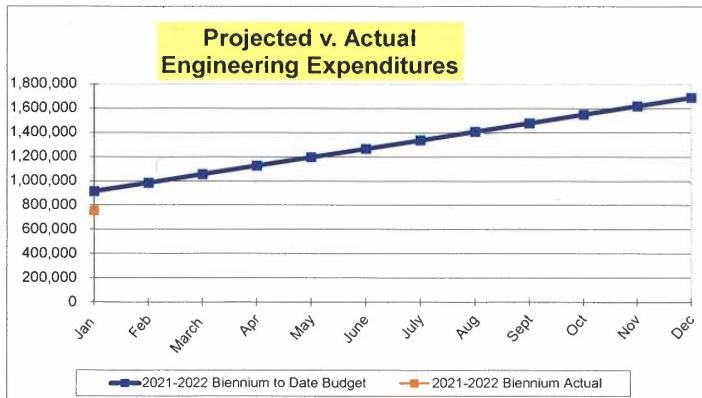
PUBLIC SAFETY

	2021-2022 Biennium to Date Budget	2021-2022 Biennium Actual
2021	4,576,188	3,716,797
Jan	4,957,537	3,716,847
Feb	5,338,885	
March	5,720,234	
Apr	6,101,582	
May	6,482,931	
June	6,864,280	
July	7,245,628	
Aug	7,626,977	
Sept	8,008,325	
Oct	8,389,674	
Nov	8,771,022	
Dec	9,152,371	
2021-22	9,152,371	
Year To Date		
Actual v. Projected		75%



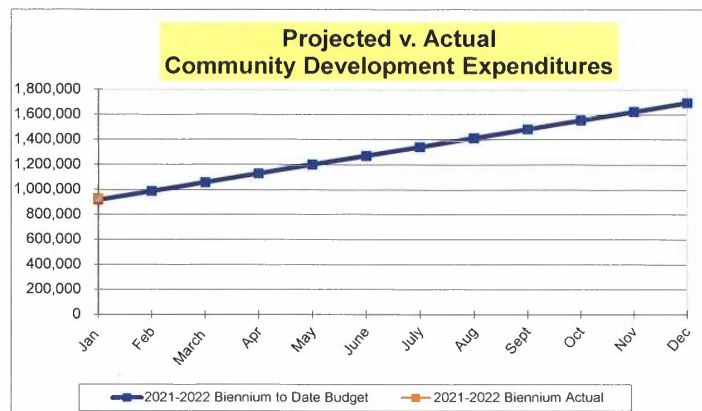
ENGINEERING

	2021-2022 Biennium to Date Budget	2021-2022 Biennium Actual
2021	844,788	701,750
Jan	915,187	754,024
Feb	985,586	
March	1,055,985	
Apr	1,126,383	
May	1,196,782	
June	1,267,181	
July	1,337,580	
Aug	1,407,979	
Sept	1,478,378	
Oct	1,548,776	
Nov	1,619,175	
Dec	1,689,574	
2021-22	1,689,574	
Year To Date		
Actual v. Projected		82%



COMMUNITY DEVELOPMENT

	2021-2022 Biennium to Date Budget	2021-2022 Biennium Actual
2021	847,908	869,569
Jan	918,568	931,860
Feb	989,228	
March	1,059,888	
Apr	1,130,548	
May	1,201,208	
June	1,271,868	
July	1,342,528	
Aug	1,413,188	
Sept	1,483,848	
Oct	1,554,508	
Nov	1,625,168	
Dec	1,695,828	
2021-22	1,695,828	
Year To Date		
Actual v. Projected		101%



V:\Admin and Finance\Monthly Reports\2022\January 2022 General Fund Exp Graphs

City of Kenmore, Washington
General Fund Expenditure Graphs*
January 31, 2022

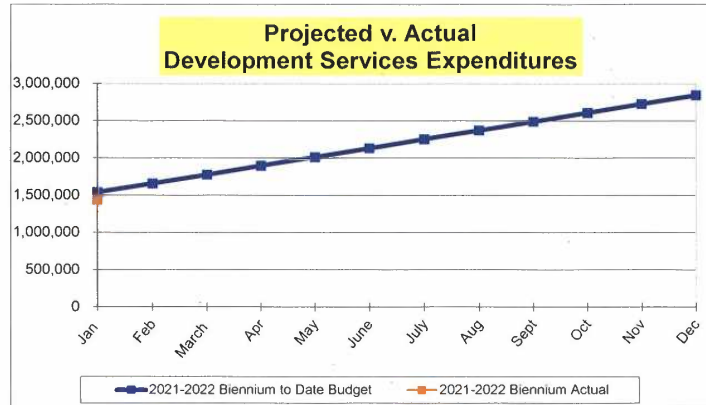
DEVELOPMENT SERVICES

	2021-2022 Biennium to Date Budget	2021-2022 Biennium Actual
2021	1,422,708	1,297,449
Jan	1,541,268	1,437,972
Feb	1,659,828	
March	1,778,388	
Apr	1,896,948	
May	2,015,508	
June	2,134,068	
July	2,252,628	
Aug	2,371,188	
Sept	2,489,748	
Oct	2,608,308	
Nov	2,726,868	
Dec	2,845,428	
2021-22	2,845,428	

Year To Date

Actual v. Projected

93%



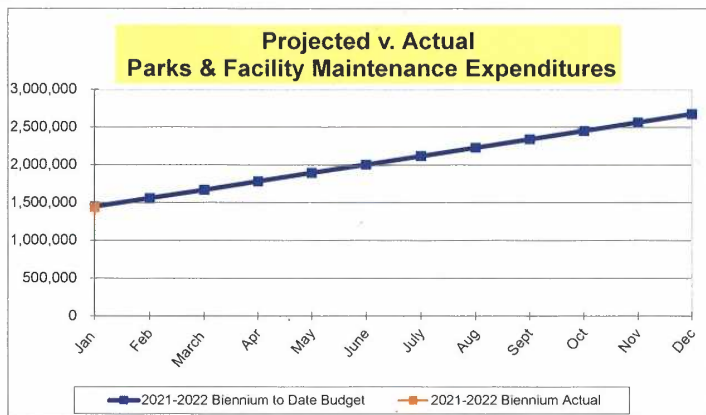
PARKS & FACILITY MAINTENANCE

	2021-2022 Biennium to Date Budget	2021-2022 Biennium Actual
2021	1,338,456	1,392,427
Jan	1,449,993	1,439,239
Feb	1,561,531	
March	1,673,068	
Apr	1,784,605	
May	1,896,143	
June	2,007,680	
July	2,119,217	
Aug	2,230,755	
Sept	2,342,292	
Oct	2,453,829	
Nov	2,565,367	
Dec	2,676,904	
2021-22	2,676,904	

Year To Date

Actual v. Projected

99%



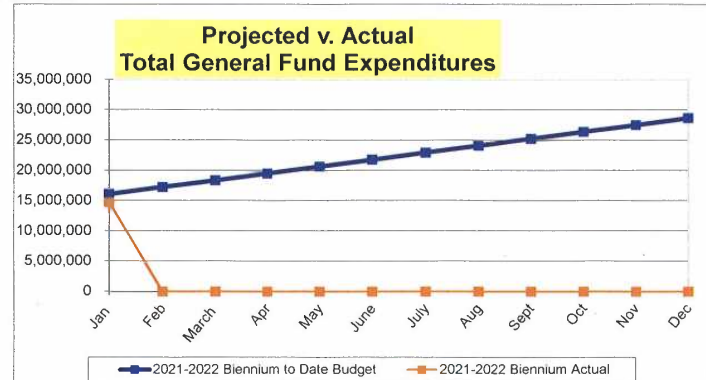
TOTAL GENERAL FUND EXPENDITURES

	2021-2022 Biennium to Date Budget	2021-2022 Biennium Actual
2021	14,965,988	13,853,401
Jan	16,107,121	14,727,038
Feb	17,248,254	0
March	18,389,387	0
Apr	19,530,519	0
May	20,671,652	0
June	21,812,785	0
July	22,953,918	0
Aug	24,095,051	0
Sept	25,236,184	0
Oct	26,377,316	0
Nov	27,518,449	0
Dec	28,659,582	0
2021-22	28,659,582	0

Year To Date

Actual v. Projected

91%



**City of Kenmore, Washington
Street Fund Summary Report
January 31, 2022**



2021 - 2022				
	MONTH	BIENNIUM TO DATE	% of	BUDGET
	<u>January 2022</u>	<u>2021-2022</u>	<u>BUDGET</u>	<u>2021-2022</u>
REVENUES				
Beginning Fund Balance		1,605,323		1,311,996
Fuel Tax	34,330	461,460	49.2%	938,058
Investment Interest	361	9,329	300.9%	3,100
Miscellaneous	3,644	12,041	168.8%	7,131
ROW Permit Fees/Inspections	34,211	152,393	51.9%	293,460
Multimodal Transportation	0	31,547	49.9%	63,160
MVA Transpo City	0	20,722	0.0%	0
Transfer from General Fund	0	753,405	48.3%	1,560,617
Transfer from REET	0	100,000	50.0%	200,000
Transfer from TBD	0	350,000	50.0%	700,000
Total Revenues	72,547	1,890,896	50.2%	3,765,526

2021 - 2022				
	MONTH	BIENNIUM TO DATE	% of	BUDGET
	<u>January 2022</u>	<u>2021-2022</u>	<u>BUDGET</u>	<u>2021-2022</u>
EXPENDITURES				
Salary and Benefits	60,254	711,580	52.5%	1,355,214
Maintenance & Operations	53,125	746,827	39.9%	1,872,953
Capital	0	24,187	24.2%	100,000
Total Expenditures	113,379	1,482,595	44.5%	3,328,167
Revenues over Expenditures	(40,832)	408,301		437,359
Ending Fund Balance		2,013,624		1,749,355

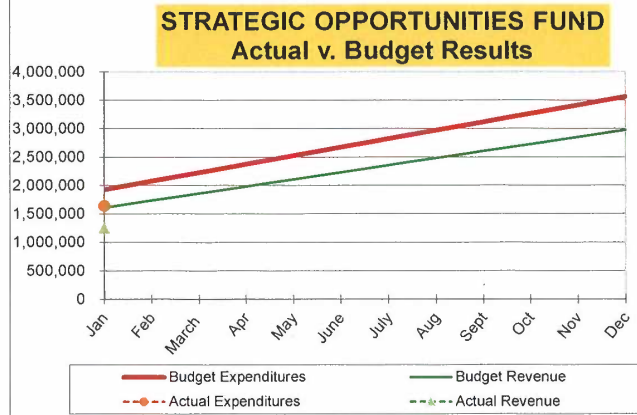
**City of Kenmore, Washington
Other Funds Monthly Activity**

January 31, 2022

STRATEGIC OPPORTUNITIES FUND

	2021-2022 Budget Expenditures	2021-2022 Actual Expenditures	2021-2022 Budget Revenue	2021-2022 Actual Revenue
2021	1,781,748	1,645,707	1,488,360	1,262,308
Jan	1,930,228	1,645,707	1,612,390	1,262,699
Feb	2,078,707		1,736,420	
March	2,227,187		1,860,450	
Apr	2,375,666		1,984,480	
May	2,524,146		2,108,510	
June	2,672,626		2,232,540	
July	2,821,105		2,356,570	
Aug	2,969,585		2,480,600	
Sept	3,118,064		2,604,630	
Oct	3,266,544		2,728,660	
Nov	3,415,023		2,852,690	
Dec	3,563,503		2,976,718	
2021-22	3,563,503		2,976,718	

Total Actual to Date vs Total Budget 46% 42%

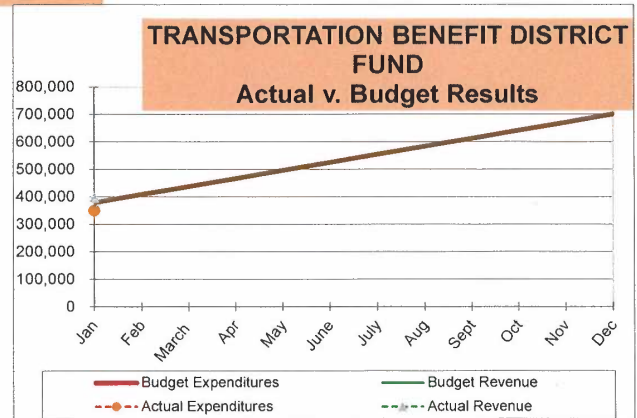


The purpose of the Strategic Opportunities Fund is to have funds available for the City to make key investments or take advantage of strategic opportunities as they present themselves.

TRANSPORTATION BENEFIT DISTRICT FUND

	2021-2022 Budget Expenditures	2021-2022 Actual Expenditures	2021-2022 Budget Revenue	2021-2022 Actual Revenue
2021	350,004	350,000	350,004	369,121
Jan	379,171	350,000	379,171	396,139
Feb	408,338		408,338	
March	437,505		437,505	
Apr	466,672		466,672	
May	495,839		495,839	
June	525,006		525,006	
July	554,173		554,173	
Aug	583,340		583,340	
Sept	612,507		612,507	
Oct	641,674		641,674	
Nov	670,841		670,841	
Dec	700,000		699,998	
2021-22	700,000		700,000	

Total Actual to Date vs Total Budget 50% 57%



The Transportation Benefit District fund accounts for the \$20 vehicle license tab fees levied on vehicles located in the Kenmore city limits. The revenue generated will be used in maintaining the City's transportation system.

**City of Kenmore, Washington
Other Funds Monthly Activity**

January 31, 2022

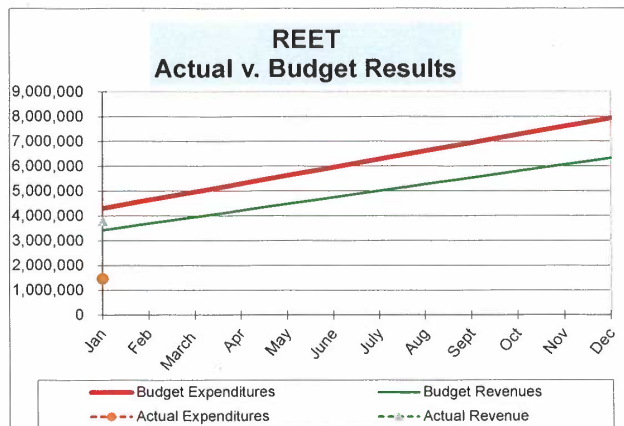
REAL ESTATE EXCISE TAX FUND

	2021-2022 Budget Expenditures	2021-2022 Actual Expenditures	2021-2022 Budget Revenue	2021-2022 Actual Revenue
2021	3,970,056	1,467,680	3,163,080	3,671,216
Jan	4,300,894	1,467,680	3,426,670	3,800,239
Feb	4,631,732		3,690,271	
March	4,962,570		3,953,861	
Apr	5,293,408		4,217,451	
May	5,624,246		4,481,041	
June	5,955,084		4,744,631	
July	6,285,922		5,008,221	
Aug	6,616,760		5,271,811	
Sept	6,947,598		5,535,401	
Oct	7,278,436		5,798,991	
Nov	7,609,274		6,062,581	
Dec	7,940,122		6,326,171	
2021-22	7,940,122		6,326,171	

Total Actual to Date vs
Total Budget

18%

60%



The Real Estate Excise Tax Fund accounts for the 1/2% real estate excise taxes levied by the City which are restricted to capital projects and improvements. Expenditures include transfers to the Park Capital Fund for park improvements and Transportation Capital Fund for transportation improvements. include transfers to the Park Capital Fund for park improvements and and Transportation Capital Fund for transportation improvements.

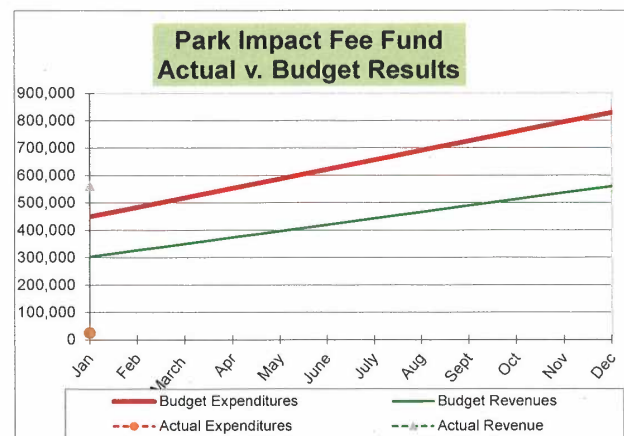
PARK IMPACT FEE FUND

	2021-2022 Budget Expenditures	2021-2022 Actual Expenditures	2021-2022 Budget Revenue	2021-2022 Actual Revenue
2021	414,708	25,358	280,212	561,886
Jan	449,267	25,358	303,563	562,009
Feb	483,826		326,914	
March	518,385		350,265	
Apr	552,944		373,616	
May	587,503		396,967	
June	622,062		420,318	
July	656,621		443,669	
Aug	691,180		467,020	
Sept	725,739		490,371	
Oct	760,298		513,722	
Nov	794,857		537,073	
Dec	829,412		560,422	
2021-22	829,412		560,422	

Total Actual to Date vs
Total Budget

3%

100%



This fund accounts for City imposed park impact fees on new development. Expenditures are for public park acquisitions and improvements.

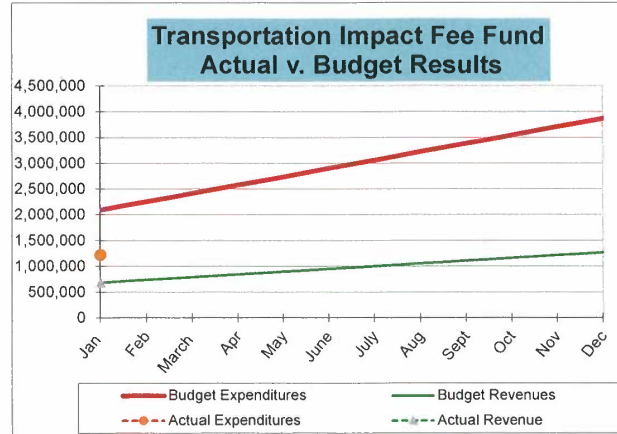
**City of Kenmore, Washington
Other Funds Monthly Activity**

January 31, 2022

TRANSPORTATION IMPACT FEE FUND

	2021-2022 Budget Expenditures	2021-2022 Actual Expenditures	2021-2022 Budget Revenue	2021-2022 Actual Revenue
2021	1,931,268	1,222,440	632,352	690,105
Jan	2,092,207	1,222,440	685,048	690,476
Feb	2,253,146		737,744	
March	2,414,085		790,440	
Apr	2,575,024		843,136	
May	2,735,963		895,832	
June	2,896,902		948,528	
July	3,057,841		1,001,224	
Aug	3,218,780		1,053,920	
Sept	3,379,719		1,106,616	
Oct	3,540,658		1,159,312	
Nov	3,701,597		1,212,008	
Dec	3,862,547		1,264,695	
2021-22	3,862,547		1,264,695	

Total Actual to Date vs Total Budget 32% 55%

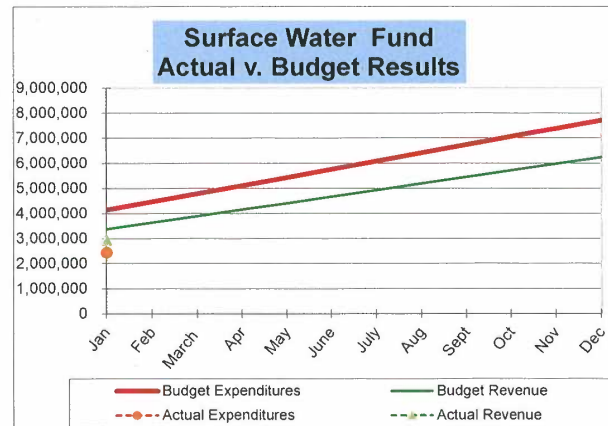


This fund accounts for City imposed transportation impact fees on new development. Expenditures are for public transportation improvements

SURFACE WATER MANAGEMENT FUND

	2021-2022 Budget Expenditures	2021-2022 Actual Expenditures	2021-2022 Budget Revenue	2021-2022 Actual Revenue
2021	3,811,740	2,314,112	3,116,172	2,958,871
Jan	4,136,330	2,444,737	3,375,853	2,965,041
Feb	4,460,920		3,635,534	
March	4,785,510		3,895,215	
Apr	5,110,100		4,154,896	
May	5,434,690		4,414,577	
June	5,759,280		4,674,258	
July	6,083,870		4,933,939	
Aug	6,408,460		5,193,620	
Sept	6,733,050		5,453,301	
Oct	7,057,640		5,712,982	
Nov	7,382,230		5,972,663	
Dec	7,706,812		6,232,337	
2021-22	7,706,812		6,232,337	

Total Actual to Date vs Total Budget 32% 48%



This fund accounts for receipts from surface water assessments. The assessments are collected through the property tax billings; the majority of the receipts are collected in May and November. Expenditures are for surface water maintenance activities such as sweeping and drainage as well as capital improvements. collected in May and November.

City of Kenmore, Washington
Cash and Investment Report
January 31, 2022



Fund	Beg. Cash & Inv.	Monthly	Monthly	End. Cash & Inv.
	from Prev. Mo.	Revenues	Expenditures	Current Month
General	\$5,305,615	\$974,718	\$873,638	5,406,695
Street	2,055,931	72,547	113,379	2,015,099
Transportation Capital	827,267	9,595	0	836,862
Public Art	118,787	21	0	118,808
Park Impact Fee	874,935	123	0	875,058
Transportation Impact Fee	2,070,263	371	0	2,070,634
Swamp Creek Basin	839,888	185	0	840,073
Transportation Benefit District	146,007	27,018	0	173,026
ARPA Fiscal Recovery Fund	2,407,456	0	18,936	2,388,520
Sammamish Bridge Replacement	792,326	651,516	0	1,443,842
Walkways & Waterways Debt Service	184,916	6,662	0	191,577
Real Estate Excise Tax	4,198,951	129,023	0	4,327,974
Park Capital	188,506	0	0	188,506
Walkways & Waterways Bond	6,157,412	1,000	0	6,158,412
Surface Water Management	3,088,403	6,170	130,625	2,963,947
Surface Water Capital	716	0	523	193
Public Works Shop Fund	29,624	0	-265	29,889
Strategic Reserve	1,352,471	243	0	1,352,713
Strategic Opportunities	2,176,823	391	0	2,177,214
Equipment Replacement	460,215	83	0	460,298
Trust & Agency	807,663	60,683	0	868,345
Totals	\$34,084,174	\$1,940,347	\$1,136,835	\$34,887,685

Fund	Cash, Savings,	(> One Year)	Total
	Local Govt Investment Pool	Fixed Investments	
General	\$4,473,345	\$933,350	5,406,696
Street	1,165,100	850,000	2,015,100
Transportation Capital	836,862	0	836,862
Public Art	103,808	15,000	118,808
Park Impact Fee	-54,940	930,000	875,060
Transportation Impact Fee	2,040,637	30,000	2,070,637
Swamp Creek Basin	-559,927	1,400,000	840,074
Transportation Benefit District	173,025	0	173,025
ARPA Fiscal Recovery Fund	2,388,520	0	2,388,520
Sammamish Bridge Replacement	1,443,842	0	1,443,842
Walkways & Waterways Debt Service	191,577	0	191,577
Real Estate Excise Tax	4,327,972	0	4,327,972
Park Capital	188,506	0	188,506
Walkways & Waterways Bond	6,158,412	0	6,158,412
Surface Water Management	2,453,946	510,000	2,963,946
Surface Water Capital	193	0	193
Public Works Shop Fund	29,889	0	29,889
Strategic Reserve	502,714	850,000	1,352,714
Strategic Opportunities	2,177,215	0	2,177,215
Equipment Replacement	10,297	450,000	460,297
Trust & Agency	768,341	100,000	868,341
Totals	\$28,819,334	\$6,068,350	\$34,887,685

note: negative balances are due to pending transfers from other funds, not yet recorded.

V:\Admin and Finance\Monthly Reports\2022\January 2022CashInv

City of Kenmore, Washington
Investment Schedule
January 31, 2022

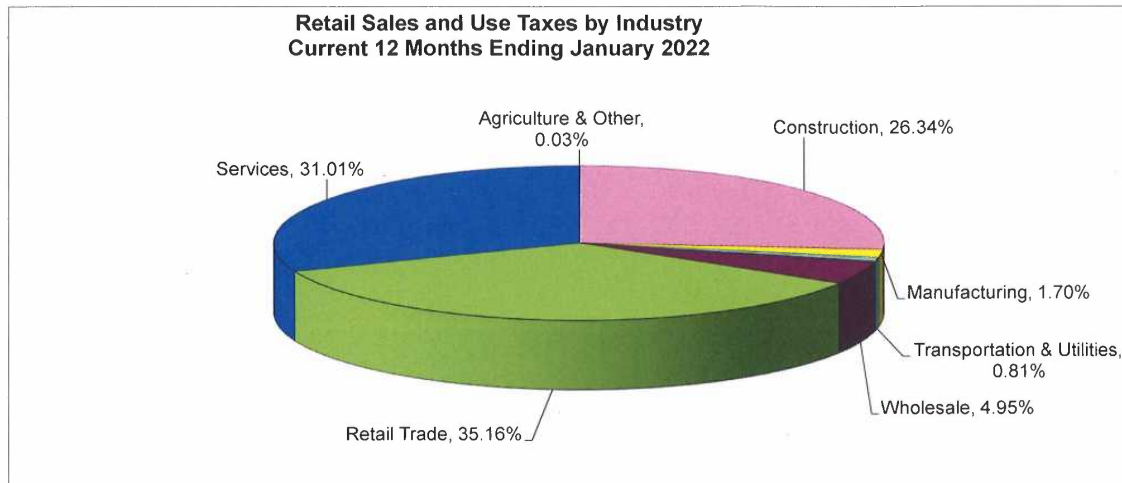


Average Yield to Maturity-Securities								Overall	0.23%
								Average Yield	0.11%
Investment #	Type	Purchase Date	Maturity Date	Rate	Yield			Principal or Balance	Yield Equivalents
Time Value Investments									
3135G05G4	FNMA	11/9/2020	7/10/2023	0.20%	0.20%			1,501,588.50	3,003.18
3133EMHL9	FFCB	11/24/2020	11/30/2023	0.30%	0.30%			1,501,500.00	4,504.50
3133EMMN9	FFCB	1/25/2021	1/11/2024	0.19%	0.19%			1,000,000.00	1,900.00
9128286Z8	US TREAS	1/25/2021	6/30/2024	0.18%	0.18%			1,065,261.38	1,917.47
Total TVI Purchases								5,068,349.88	11,325.15
Pacific Premier CD's									
11495975	CD	8/10/2021	8/10/2022	0.25%	0.25%			1,000,000.00	2,500.00
Total Pacific Premier CD's								1,000,000.00	2,500.00
TOTAL ALL SECURITIES								\$ 6,068,349.88	\$ 13,825.15
Banner Checking and Savings				0.02%		2,299,208.26		459.84	
Pacific Premier Savings				0.10%		3,157,381.05		3,192.11	
LGIP - Primary Account				0.09%		10,402,656.43		9,456.01	
LGIP - Bond Proceeds Account				0.09%		12,960,088.58		11,780.72	
Total Accounts								\$ 34,887,684.20	38,713.84

City of Kenmore, Washington
Retail Sales and Use Tax Distribution
January 31, 2022

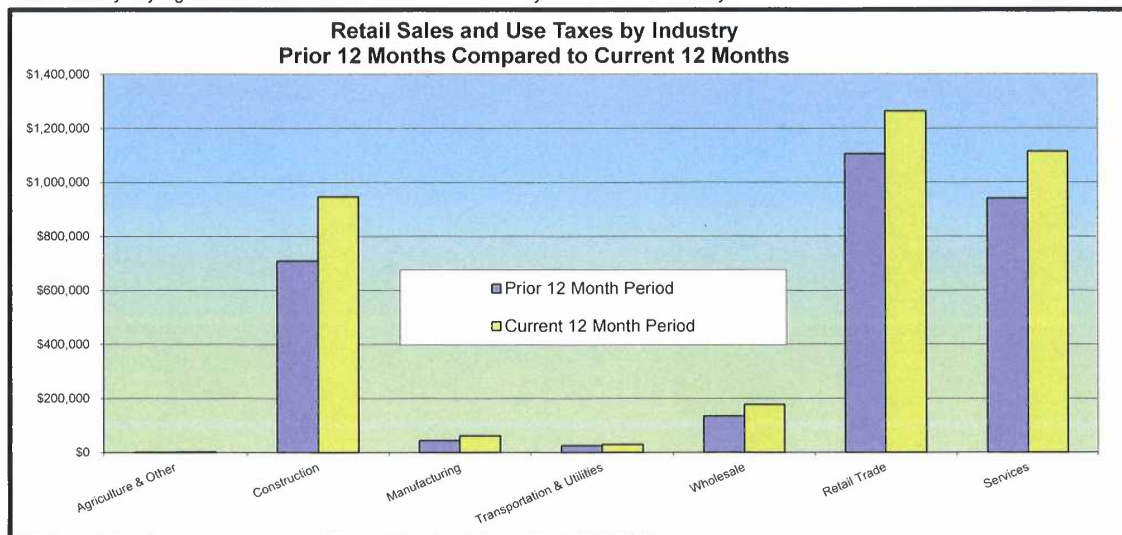


Industry	Prior 12 Months ending January 2021	Current 12 Months ending January 2022	% Increase/ (Decrease)	% of Total
Agriculture & Other (Landscaping, Animal Hospitals)	\$554	\$1,113	100.72%	0.03%
Construction	708,929	946,595	33.52%	26.34%
Manufacturing (Printing, Publishing, Other Manuf.)	44,501	61,029	37.14%	1.70%
Transp/Comm/Utilities (Telecomm., Air Transport.)	24,505	29,090	18.71%	0.81%
Wholesale (Lumber, Other Wholesale)	134,472	177,953	32.33%	4.95%
Retail Trade (Eating, Merchandise, Food Stores)	1,104,762	1,263,292	14.35%	35.16%
Services (Auction, Recreation, Auto Repair, Financial)	940,660	1,114,226	18.45%	31.01%
Totals	\$2,958,383	\$3,593,298	21.46%	100%
Increase/(Decrease)		\$634,915	21.46%	



NOTE: Due to the City's Confidentiality Agreement with the Department of Revenue, specific business information cannot be disclosed.

There is a sixty-day lag between sales taxes collected and when they are remitted to the City



V:\Admin and Finance\Monthly Reports\2022\January 2022SalesTaxDist

Signature: Rob Karlinsey
Rob Karlinsey (Apr 16, 2022 17:19 PDT)
Email: rkarlinsey@kenmorewa.gov






Monthly Financial Report 1-22

Final Audit Report

2022-04-17

Created:	2022-04-15
By:	Leticia Salcido (lsalcido@kenmorewa.gov)
Status:	Signed
Transaction ID:	CBJCHBCAABAAh0m4d7K5qOf08E2h_cbeGa7e4GskWJKB

"Monthly Financial Report 1-22" History

-  Document created by Leticia Salcido (lsalcido@kenmorewa.gov)
2022-04-15 - 9:40:14 PM GMT- IP address: 50.235.209.34
-  Document emailed to Rob Karlinsey (rkarlinsey@kenmorewa.gov) for signature
2022-04-15 - 9:40:37 PM GMT
-  Email viewed by Rob Karlinsey (rkarlinsey@kenmorewa.gov)
2022-04-17 - 0:18:59 AM GMT- IP address: 24.22.167.111
-  Document e-signed by Rob Karlinsey (rkarlinsey@kenmorewa.gov)
Signature Date: 2022-04-17 - 0:19:33 AM GMT - Time Source: server- IP address: 24.22.167.111
-  Agreement completed.
2022-04-17 - 0:19:33 AM GMT



Powered by
Adobe
Acrobat Sign



City Council Consent Agenda Item
City of Kenmore, WA

<p>Subject/Topic:</p> <p>American Rescue Plan Act Direct Cash Assistance (<i>Kenmore Cares</i>) Contract Amendment</p> <p>Proposed Council Action/Motion:</p> <p>Amend the City's contract with the Northshore Schools Foundation to authorize the expenditure of an additional \$55,750 in American Rescue Plan Act funds to cover all eligible Kenmore Cares applications received by the March 31 deadline.</p>	<p>For Council Meeting Agenda of: April 25, 2022</p> <p>Department: City Manager</p> <p>Prepared by: Stephanie Lucash, Assistant City Manager/ARPA Administrator</p> <table border="0"> <tr> <td></td><td style="text-align: right;"><u>Initial & Date</u></td></tr> <tr> <td>Approved by Department Head:</td><td style="text-align: right;">SL, 4/13/22</td></tr> <tr> <td>Approved by City Attorney:</td><td style="text-align: right;">DR, 4/14/22</td></tr> <tr> <td>Approved by Finance Director:</td><td style="text-align: right;">LS, 4/14/22</td></tr> <tr> <td>Approved by City Manager:</td><td style="text-align: right;">RGK, 4/16/22</td></tr> </table> <p>Exhibits/Attachments:</p> <p style="text-align: center;">None</p>		<u>Initial & Date</u>	Approved by Department Head:	SL, 4/13/22	Approved by City Attorney:	DR, 4/14/22	Approved by Finance Director:	LS, 4/14/22	Approved by City Manager:	RGK, 4/16/22
	<u>Initial & Date</u>										
Approved by Department Head:	SL, 4/13/22										
Approved by City Attorney:	DR, 4/14/22										
Approved by Finance Director:	LS, 4/14/22										
Approved by City Manager:	RGK, 4/16/22										
<p>SUMMARY:</p> <p>The American Rescue Plan Act (ARPA) is a federal law that was signed into effect on March 11, 2021. The purpose of ARPA is to provide \$1.9 trillion to help the U.S. respond to and recover from the COVID-19 pandemic. The City of Kenmore is receiving \$6.4 million in ARPA funds.</p> <p>At its September 13, 2021 meeting, the Kenmore City Council approved a \$1 million contract with the Northshore Schools Foundation (NSF) to provide direct cash assistance to Kenmore residents in need under the moniker <i>Kenmore Cares</i>, and targeting eligibility for those at or below 30% of our Area Median Income (AMI). At its December 13, 2021 meeting, the Council approved an expansion of the program to include those at or below 50% AMI and increase the amount distributed to each primary applicant to \$2,000.</p> <p>The Kenmore Cares program officially ended on March 31, 2022. Applications were accepted through March 31; no late applications are being accepted. Prior to the end of the program, City staff briefed the Council on the likelihood of program applications exceeding the \$870,000 allotment for direct cash assistance. Kenmore Cares staff processed all applications received by March 31 to confirm applicant eligibility. This agenda bill requests an amendment to the City's contract with NSF to include a maximum additional \$55,750 to cover all eligible applications received by the deadline. With this final allotment, the program will have served a grand total of 412 households and 798 individuals and distributed approximately \$925,750 in funds.</p> <p>FISCAL CONSIDERATION:</p> <p>On June 28, 2021, the City Council established by ordinance a special revenue fund known as the "ARPA Fiscal Recovery Fund." This fund has a sufficient balance to cover this proposed contract amendment.</p> <p>COUNCIL GOAL/BUDGET OBJECTIVE BEING ADDRESSED:</p> <p>Goal #4: Respond to the Pandemic. The purpose of Kenmore's ARPA funding is to help the City respond to and recover from the COVID-19 pandemic.</p>											



**City Council Business Agenda Item
City of Kenmore, WA**

<p>Subject/Topic:</p> <p>Contract No. 19-C2098 with KPFF Consulting Engineers: On-Call Services for Transportation Engineering Services</p>	<p>For Council Meeting Agenda of: April 25, 2022</p> <p>Department: Engineering</p> <p>Prepared by: John Vicente, PE</p> <p>Approved by Department Head: <u>Initial & Date</u> <u>JFV 04/01/2022</u></p> <p>Approved by City Attorney: <u>NA</u></p> <p>Approved by Finance Director: <u>NA</u></p> <p>Approved by City Manager: <u>RGK 3/31/2022</u></p> <p>Exhibits/Attachments: NA</p>
<p>Proposed Council Action/Motion: Authorize the City Manager to execute Amendment 2 with KPFF Consulting Engineers Contract 19-C2098 to increase the contract by an additional \$200,000 to \$2,010,000.</p>	

INFORMATION/BACKGROUND:

The City currently utilizes KPFF Consulting Engineers (KPFF) for on-call transportation related engineering planning, design, and construction. The transportation services needed include: design, survey, right of way acquisition, structural engineering, grant writing, geotechnical review, street standards review, permitting, environmental review, construction management services, and report preparation.

On February 10, 2020, the City Council authorized the City Manager to execute Contract No. 19-C2098 for \$1,200,000 with KPFF. On February 22, 2021, the City Council authorized the City Manager to execute an amendment to this agreement for \$610,000 to provide additional engineering services.

Total contract authorization is currently \$1.810M.

The KPFF agreement has been utilized for the following tasks (\$1.712M total):

- 68th Ave NE Ped/Bike Project Construction Management Services: \$979K
- Simonds Overlay Project Construction Management Services: \$101K
- Inglemoor HS Concert Hall Development Appraisal Review: \$4K
- 2020 Pavement Seal Project Construction Management Services: \$28K
- Juanita Ped/Bike Project Arborist Services: \$10K
- 73rd Ave Overlay Project Design and Construction Management: \$225K
- 61st Ave NE Sidewalk Replacement Design: \$181K
- ADA Transition Plan: \$120K
- NE 175th Wayfinding Project: \$75K
- Twin Springs Maintenance Parking and Trail: \$22K
- SR522 Crossing Analysis (\$11K)
- 68th Restriping -SR522 vicinity (\$11K)
- Contract administration (\$20K)

The following additional services for 2022 are needed:

- Additional design services for 61st Ave Sidewalk Replacement Project (\$200K)

A total increase in contract authority of \$200,000 is being requested to account for additional design work needed as a result of the \$3.5M in grant funds earmarked for the 61st Ave Sidewalk Replacement Project. The remaining contract budget will be reserved for contingency on the above listed tasks any other unforeseen needs. The current on-call agreement is set to expire at the end of 2022.

FISCAL CONSIDERATION:

The amended contract value will be set at \$2,010,000 (original contract amount of \$1,200,000 + Amendment 1 amount of \$610,000 + amendment 2 amount of \$200,000). The additional contract amount will be covered by the \$3.5M in Move Ahead funds earmarked for the 61st Ave NE Sidewalk Replacement project.

COUNCIL PRIORITY BEING ADDRESSED:

Council Priority 6: Multimodal Transportation (Target Zero, BRT, sidewalks, and Passenger Ferry)



**City Council Consent Agenda Item
City of Kenmore, WA**

<p>Subject/Topic: Agreement 22-C2786 providing diver assisted suction harvesting of aquatic vegetation in Lake Washington and Sammamish River.</p> <p>Proposed Council Action/Motion: Authorize the City Manager to execute Agreement 22-C2786 in an amount not to exceed \$60,000 for diver assisted suction harvesting of aquatic vegetation.</p>	<p>For Council Meeting Agenda of: April 25, 2022</p> <p>Department: Public Works</p> <p>Prepared by: Richard Sawyer, Environmental Services Manager</p> <table style="width: 100%;"> <thead> <tr> <th></th><th style="text-align: right;"><u>Initial & Date</u></th></tr> </thead> <tbody> <tr> <td>Approved by Department Head:</td><td style="text-align: right;">RS</td></tr> <tr> <td>Approved by City Attorney:</td><td style="text-align: right;">NA</td></tr> <tr> <td>Approved by Finance Director:</td><td style="text-align: right;">LS, 4/13/22</td></tr> <tr> <td>Approved by City Manager:</td><td style="text-align: right;">SL for RK</td></tr> </tbody> </table> <p>Exhibits/Attachments: NA</p>		<u>Initial & Date</u>	Approved by Department Head:	RS	Approved by City Attorney:	NA	Approved by Finance Director:	LS, 4/13/22	Approved by City Manager:	SL for RK
	<u>Initial & Date</u>										
Approved by Department Head:	RS										
Approved by City Attorney:	NA										
Approved by Finance Director:	LS, 4/13/22										
Approved by City Manager:	SL for RK										
<p><u>INFORMATION/BACKGROUND:</u></p> <p>In the City's 2020 update to the Integrated Aquatic Vegetation Management Plan (IAVMP), Council directed staff to prioritize non-herbicide management of aquatic vegetation in its public use areas of Lake Washington and Sammamish River. The plan identified diver assisted suction harvesting (DASH) as the recommended non-herbicide alternate. DASH provides full control for a scuba diver to select and remove targeted plants from the treatment area and the removed plant material is sent up a hose connected to a surface mounted suction device for collection and disposal. This method allows control for full removal of noxious weeds and selective control of native plants that are impacting recreational use of the area.</p> <p>In 2022 the city will utilize DASH to manage aquatic vegetation at the city's waterfront areas, including Log Boom Park, Rhododendron Park and Tl'awh-ah-dees Park. An aquatic plant survey will be conducted in May to identify plant species, their location and density. This information will be utilized by the city's DASH contractor to fine tune the treatment plan and begin work shortly thereafter.</p>											
<p><u>FISCAL CONSIDERATION:</u></p> <p>The City's approved 2021-2022 biennium budget has \$120,000 allocated for aquatic weed management. This agreement, for an amount not to exceed \$60,000, is a component of that budget.</p>											
<p><u>COUNCIL GOAL/BUDGET OBJECTIVE BEING ADDRESSED:</u></p> <p>Council's 2021-2022 Priority #2 "Develop a Kenmore Climate Plan and promote Environmental Stewardship, including water, air, forest, and habitat restoration."</p>											



City of Kenmore 2022 Legislative Session Report

Dear Mayor Herbig, Councilmembers, and city staff,

It was a pleasure to advocate for the City of Kenmore throughout the 2022 legislative session. The legislature met in a virtual format for the short 60-day session, with slightly more legislators and staff allowed on campus than the 2021 session.

Despite these challenges, we are pleased that the City of Kenmore was successful in advancing its legislative priorities, including \$3.5 million for the 61st Avenue Sidewalk Repair and Replacement. This would not have been possible without an active and supportive legislative delegation: Senator David Frockt, Rep. Gerry Pollet, and Rep. Javier Valdez.

Now that session is over, legislators will turn their focus to the November 2022 elections. All members of the House of Representatives and roughly half the members of the Senate will be seeking re-election in new districts established through redistricting.

The 2023 session will be the beginning of a new biennial legislative cycle and will be a 105-day session where legislators will discuss the development of the 2023-25 biennial budgets.

The ever-changing political climate requires adaptive and consistent advocacy. We look forward to working with Kenmore throughout the interim months to continue advancing the City's priorities and preparing for the 2023 legislative session.

Thank you,

Shelly Helder & Briahna Murray

Overview of the 2022 Legislative Session

The 2022 Legislature convened for a 60-day session that was conducted almost entirely virtually. As the second year of the legislative biennium, all bills considered during the 2021 session carried over for potential consideration in 2022. Legislators also considered an additional 1,051 bills this session, with a total of 303 bills signed into law.

The Legislature developed supplemental operating, capital, and transportation budgets, that made amendments to the 2021-23 budgets adopted during the 2021 session.

2022 Supplemental Operating Budget: The state's operating budget funds all state agency operations, including K-12, higher education, human service programs, and more. The 2022 supplemental operating budget is based on levels of state revenues that are unprecedented in a supplemental year. The final '21-'23 budget appropriates over \$63 billion; \$2 billion is shifted to the transportation budget, a foundational piece of the Move Ahead Washington package, and \$650 million goes to the capital budget.

In addition to state resources, the budget appropriates over \$1 billion in federal coronavirus relief funding. The legislature left \$812 million in reserves with another \$1 billion in the Washington Rescue Plan Transition Account. Over \$5 billion in expenditures are determined to be one-time in nature.

The legislature made significant new investments in K-12 education, long term care and developmental disabilities programs, behavioral health, Paid Family Leave Insurance, higher education, and housing. Highlights of investments related to local governments are listed below:

- \$10 million for local government GMA plan updates, including implementation of HB 1220.
- \$7.5 million for grants to local governments who update their comprehensive plans in 2024 to allow middle housing on at least 30% of lots currently zoned for single family residences.
- \$250,000 to study and report on the cost of local governments to review and update GMA comprehensive plans.
- \$100,000 to establish a body camera grant program within WASPC.
- \$45 million for grants to local governments and nonprofits to transition persons residing on state-owned rights-of-way to safer housing opportunities.
- \$45 million for the eviction prevention rental assistance program and \$27 million for the landlord mitigation program.
- \$100 million for grants for public and private water, sewer, garbage, electric, and natural gas utilities to address low-income customer arrearages compounded by the COVID-19 pandemic
- \$1.4 million for MRSC to provide training and technical assistance to local governments and contractors on public works contracting including: utilization of supplemental bidding criteria, utilization of alternate public works, contracting, cost

estimating, obtaining performance and payment bonds, and increasing participation of women-owned and minority-owned businesses.

- Establishes and funds a Joint Legislative Task Force on Broadband Deployment, including representatives from Commerce, WSDOT, the Utilities and Transportation Commission, AWC, WSAC, a rural telecommunications provider, and telecommunications infrastructure provider. A report is due to the Legislature by Dec. 1, 2022.
- \$2 million to AWC to reimburse cities for costs of creating co-responder teams within alternative diversion models (i.e., LEAD, mobile crisis teams). AWC and HCA must submit a report to OFM and the Legislature on the number of crisis stabilization and triage beds located in jurisdictions receiving money by Dec. 1, 2022.

2022 Supplemental Capital Budget: The biennial capital budget funds bricks and mortar construction, excluding transportation. The 2022 Supplemental Capital Budget utilizes \$81.9 million in bond authorization remaining from the 2021 session and makes an additional \$25 million in bond adjustments for a total of \$107 million. Additionally, the supplemental capital budget authorizes appropriations just over \$300 million from the federal infrastructure investment and jobs act, and \$25 million in federal ARPA funds. Along with a few other sources of funding, a total of \$1.5 billion is authorized through the supplemental budget. This supplemental budget makes amendments and additions to the \$3.97 billion 2021-23 budget approved during the 2021 session.

Housing & Homelessness: The largest area of expenditure within the 2022 Supplemental Capital Budget was around housing and homelessness, augmented by revenues generated from House Bill 1866. Below are some of the highlights:

- \$300 million for Rapid Acquisition Housing
- \$114.5 million for the Housing Trust Fund
- \$72 million for the Crisis Stabilization Fund
- \$26 million for additional housing and shelters

Behavioral Health: \$98 million is allocated to community-based behaviors health beds and \$12.8 million to mental health state facilities.

Local Infrastructure Grant Funding: Grant programs for various types of local infrastructure are authorized within the budget: \$120 million through the Public Works Assistance Account, \$108 million for drinking water projects, \$100 million for broadband, \$40 million for economic development, \$236 million to address water pollution. Over \$62 million is allocated to local and community projects (comparatively, \$250 million was allocated to local and community projects during the 2021 session).

Additional investments: The 2022 supplemental capital budget otherwise makes investments to address capital needs throughout state government, including \$54.3 million

for higher education facilities, \$100 million for seismic upgrades to public schools, \$48.5 million for early learning and childcare facilities, and more.

2022 Supplemental Transportation Budget: In 2021, the Legislature disappointed many stakeholders by failing to approve a transportation revenue package. Prior to the beginning of the 2022 session, the Senate appointed a new transportation committee chair, Sen. Marko Liias (D), and both transportation committee chairs announced that they were committed to approving significant transportation investments without an increase in the gas tax. The two chairs developed the Move Ahead transportation package in a partisan fashion, largely excluding republicans from what has historically been a bipartisan effort.

Move Ahead Washington is a 16-year, \$17 billion transportation package. As a frame of reference, the 2015 Connecting Washington deal was a 16-year, \$16 billion package. Move Ahead Washington is funded with a \$5.4 billion in Climate Commitment Act revenues, \$3.7 billion of federal funds, \$2 billion as a one time transfer from the state operating budget, \$855 million from the Public Works Assistance Account (annual transfers of \$57 million), \$855 million from the state's operating budget (annual transfers of \$57 million), and \$4.2 billion in other fees and sources. A summary of the revenue sources in the package can be accessed [here](#).

Roughly a third of the package is funded by Climate Commitment Act resources with \$1.2 billion dedicated to active transportation, \$3 billion for transit programs & projects, \$517 million on alternative fuel & electrification, \$335 million on electrification of ferries, and \$162 million on rail. Active transportation investments include \$290 million for the Safe Routes to Schools grant program, \$278 million for the WSDOT bike/ped grant program and \$146 million for the Complete Streets grant program. The complete breakdown of CCA spending can be viewed [here](#).

The remaining two thirds, or \$11.5 billion, invests in maintenance and preservation, new highway projects, fish barrier removal, and backfilling funding gaps from existing projects. Of note, the Transportation Improvement Board and the County Road Administration Board, both agencies that provide grants for local infrastructure projects, received no funding in the initial proposal. In the final package, each agency is allocated \$80 million over the next 16 years. The complete list of these investments can be viewed [here](#).

In addition to the spending on projects and programs, the package provides guidance and authority on a variety of issues. See below for more details.

Local Options: The Move Ahead package authorizes several new tools for local governments to increase revenues for transportation purposes. Transportation Benefit Districts are authorized to impose one-tenth of one percent sales tax councilmanically, and two-tenths with voter approval. The tax must be renewed every ten years (SB 5510 language is included, no longer capping the number of ten-year renewals to two). Communities on the Canadian border are also provided enhanced gas tax authority.

Speed Cameras: The Move Ahead package includes broad authorization for cities to use speed cameras in school walksheds, around public parks, around hospitals, and up to one camera for every 10,000 in population in areas prone to street racing, areas with a high rate of collisions, and areas identified in a local road safety plan. Revenue generated by these newly authorized cameras, minus administration costs and the cost of processing infractions, is split between the state and the local jurisdiction implementing the camera.

Federal Funding State/Local Split: The Joint Transportation Committee is tasked with conducting a workgroup to make recommendations on the distribution of federal-aid highway formula program funding from the federal IIJA to state and local governments. Recommendations are due September 30, 2022.

Transition to Electric Vehicles: The state establishes a goal that all passenger and light duty vehicles of model year 2030 or later that are sold, purchased, or registered in Washington to be electric. Additionally, the state allocates significant funding to electric vehicle infrastructure, including electric vehicle infrastructure mapping.

Legislative Priorities

61st Avenue Sidewalk Replacement

Kenmore needs to repair and replace major sections of the sidewalk along 61st Avenue NE, a major north-south arterial connecting North Kenmore and South Snohomish County to bus lines and SR 522. The aging sidewalk panels are massively upheaving, unsafe for the general population, and unusable for strollers, wheelchairs and other wheeled devices. Repairing and replacing the sidewalks is necessary for public safety, ADA accessibility, and creating a buffer between the sidewalk and Cha Thl Creek.

In 2021 the City has received an award through the Safe Routes to School grant program but the remaining cost, \$3.5 million, was still beyond the capacity of the City's budget to fund. The city requested the state's support with the remaining cost. Rep. Javier Valdez sponsored the City's request for \$3.5 million from the state's transportation budget. The state's transportation budget has been constrained due to declining revenues so the only chance of securing funding at this level was through the passage of a transportation package. We worked closely with the City's delegation to advocate that this project be included in the development of the Move Ahead WA proposal. The advocacy began before the 2021 session and culminated with the inclusion of the full amount, \$3.5 million, being allocated in the Move Ahead WA package to the 61st Avenue Sidewalk Replacement in Kenmore!

Local Revenue for Road and Sidewalk Maintenance and Preservation

Throughout the development of a transportation revenue package, Kenmore joined other cities in advocating for increased funding for city street maintenance and operation needs through direct distribution, grant opportunities, and/or local option transportation revenue authorities. The Association of Washington Cities, Washington State Association of Counties, and others also prioritized the request for local transportation investments.

The initial version of the package did not include any additional funding for the Transportation Improvement Board (TIB) or the County Road Administration Board (CRAB), both of which provide grants for local infrastructure projects. This was disappointing and prompted increased advocacy from local governments. That quick engagement proved to be effective because the final package allocates \$80 million over the next 16 years both to TIB and CRAB; not as much of an investment as many wanted but better than nothing.

Although the Move Ahead WA package does not include direct distribution to local governments for transportation needs, the legislation does authorize Transportation Benefit Districts to impose one-tenth of one percent sales tax council manically, and two-tenths with voter approval. The tax must be renewed every ten years.

Ultimately, the Move Ahead WA package addresses some of the local preservation and maintenance needs throughout the state, but not all. As the legislature heads into the 2023-25 biennium, it is likely that advocacy efforts for further investments in local road preservation and maintenance, fish barrier removal, and other infrastructure needs will continue.

Regional Behavioral Health Resources

The Cities of Kenmore, Lake Forest Park, Bothell, Kirkland, and Shoreline are partnering to conduct a feasibility study for a regional behavioral health facility in North King County. The facility is envisioned to provide capacity to support acute behavioral health interventions through the RADAR program and other means of engagement. The City requested the state's support for behavioral health crisis response that align with local priorities. In response to this request, Senator Frockt initiated an investment in the capital budget of \$72 million for crisis stabilization facilities: \$38 million for competitive grants for adult facilities, \$12 million for competitive grants for youth facilities, \$10 million for King County Crisis Walk-In Stabilization and \$12 million for the Lynnwood Community Recovery Center. These funds will be administered on a competitive basis by the Department of Commerce.

Additionally, the Legislature passed [Senate Bill 5644](#) which supports the development of the co-responder workforce. It directs the University of Washington to coordinate with the [Co-Responder Outreach Alliance](#) (CROA) and other stakeholders to: 1) establish regular opportunities for co-responder professionals to convene for training and sharing of best practices; 2) administer a small budget to defray costs for training and professional development; 3) develop an assessment describing current capacities, shortfalls, alignments, data systems, training practices, and funding strategies for statewide co-response teams; 4) develop model training curricula for individuals participating in co-response teams, beginning in calendar year 2023; and 5) host an annual statewide conference that draws state and national co-responders, beginning in 2023. Brook Buettner, the RADAR Navigation Program Manager, was instrumental in getting this bill across the finish line.

Clean Air

The Kenmore community is keenly aware of the impacts of not protecting communal resources such as clean air. The City is committed to doing its part to protect natural resources and plan for a more resilient future. This session the City requested the state provide sufficient funding for clean air agencies to conduct necessary permitting and enforcement actions in a timely manner.

When talking with legislators about this priority they indicated that the Clean Air Agencies had not formally requested additional funds and that made it difficult to allocate more resources. Moving forward, the City will continue to coordinate with the Puget Sound Clean Air Agency to identify what specific actions need to be taken to address the community's concerns. As of January, the PSCAA has a new Interim Executive Director so there is an opportunity to educate her on the community's concerns.

Affordable Housing

The Legislature prioritized increasing funding for affordable housing, addressing homelessness, and expanding behavioral health services during the 2022 session. The investments made in 2022 are additive to a robust level of investment in 2021, making the biennial budget the most generous to housing and behavioral health investments in state history. Below is an outline of investments made throughout the three budgets:

- \$300 million for the rapid conversion of property into enhanced emergency shelters, permanent supportive housing, transitional housing, permanent housing, youth housing, or shelter for extremely low-income people. The priority of this program is to fund housing projects that move individuals from unsanctioned encampments and public rights-of-way into transitional and more permanent housing options.
- \$45 million for grants to local governments and nonprofits to transition persons residing on state-owned rights-of-way to safer housing opportunities.
- \$114.5 million is invested in the Housing Trust Fund, a competitive grant program that funds the production and preservation of affordable housing units serving low-income and special needs populations. Of that amount, \$25 million is for non-profit agencies to develop homeownership projects affordable to low-income households throughout the state.
- \$9 million is dedicated to additional competitive grants to local governments and public utility districts to assist in the cost of utility improvements or connections to new affordable housing projects.
- \$45 million for the eviction prevention rental assistance program and \$27 million for the landlord mitigation program.
- \$98 million is allocated to community-based behavioral health beds and \$12.8 million to mental health state facilities.

The Legislature also approved the following policy bills addressing housing, homelessness, and behavioral health:

- **Affordable Housing REET Exemption:** [House Bill 1643](#), sponsored by Rep. Hackney (D-Seattle), will provide an exemption from the state REET for the sale or transfer of ownership of property to non-profit entities, housing authorities, or public corporations that intend to use the property for low-income rental housing or home ownership. Notably, this policy passed the legislature in 2020 with bipartisan support but was vetoed due to COVID related budget concerns. This bill has multiple effective dates, depending on the section of the bill. The final bill can be found [here](#) and a summary can be found [here](#).
- **Supportive Housing for Persons Receiving Medical Assistance:** [House Bill 1866](#), sponsored by Rep. Frank Chopp (D-Seattle), addresses homelessness by providing supportive housing to those receiving state medical assistance. The bill establishes the Apple Health and Homes Program to provide a permanent supportive housing benefit and a community support services benefit to persons who meet eligibility criteria related to income, medical risk factors, and barriers to finding stable housing. The bill establishes the Office of Apple Health and Homes within the Department of Commerce to fund permanent supportive housing units to fulfill the needs of persons enrolled in the Program. Additionally, it requires Commerce to establish a rapid permanent supportive housing acquisition and development program to issue financial assistance to certain local government and nonprofit entities for acquiring and developing permanent supportive housing units. The bill takes effect on June 9, 2022. The final bill can be found [here](#) and a summary can be found [here](#).

Policy Statements

In addition to the legislative priorities, the City of Kenmore adopts Policy Statements on a variety of statewide issues. The following is a summary of the bills the legislature considered that correspond with the City's Policy Statements. Unless indicated otherwise, the bills below passed the legislature and have been signed into law.

Automated Traffic Safety Cameras

- The Move Ahead package includes broad authorization for cities to use speed cameras in school walksheds, around public parks, around hospitals, and up to one camera for every 10,000 in population in areas prone to street racing, areas with a high rate of collisions, and areas identified in a local road safety plan. Revenue generated by these newly authorized cameras, minus administration costs and the cost of processing infractions, is split between the state and the local jurisdiction implementing the camera.

Climate Change and Environmental Stewardship

- **DID NOT PASS - GMA Climate Change Goal:** [House Bill 1099](#), sponsored by Rep. Davina Duerr (D- Bothell), would have added climate change mitigation as a goal of the Growth Management Act and established a climate change and resiliency element within the GMA. The bill was stripped in the Senate Ways and Means

Committee and moved through the Senate in a version only retaining environmental resiliency components of the legislation. The House chose not to concur on this amendment and a conference committee was selected. The bill came out of conference reinstating most provisions from the House version of the bill, including the climate change goal, greenhouse gas emissions reductions, and vehicle miles traveled reductions components. To reach agreement in conference, the bill was amended to include [House Bill 1157](#), providing a credit against the state REET for cities and counties that authorize missing middle housing zones, called “REET density incentive zones”. Despite these adjustments, the House ultimately ran out of time to approve the changes made by the conference committee. The legislation died on Sine Die.

- **Electric Vehicle Infrastructure in Common Interest Communities:** [House Bill 1793](#), sponsored by Rep. David Hackney (D-Seattle), will prohibit common interest communities (e.g., condominiums, homeowners associations) from unreasonably restricting the installation or use of an electric vehicle charging station within the boundaries of an owner's unit or in a designated parking space. HB 1793 does however allow an association to impose reasonable restrictions like an application process, and cost coverage requirements related to the installation and the cost of electricity. On March 11, Governor Inslee signed the bill into law with an effective date of June 9, 2022. The final bill can be found [here](#) and a summary can be found [here](#).
- **Public Facility Design:** [House Bill 1280](#), sponsored by Rep. Alex Ramel (D-Bellingham), will require a government agency to include an all-electric energy system as an option when a life-cycle cost analysis for a new facility is conducted. On March 25, Governor Inslee signed the bill into law with an effective date of June 9, 2022. The final bill can be found [here](#) and a summary can be found [here](#).
- **Reducing Greenhouse Gas Emissions in Buildings:** In 2019 the Legislature passed the Clean Buildings Act, which established clean building performance standards for covered commercial buildings 50,000 square feet or greater. [Senate Bill 5722](#), sponsored by Sen. Joe Nguyen (D- White Center), broadens the Clean Buildings Act by extending standards to buildings between 20,000-49,999 square feet (Tier 2) and to buildings greater than 50,000 square feet that were not previously covered by the Clean Buildings Act (Tier 1). The Department of Commerce is tasked with establishing the standards for Tier 2 buildings by December 2023 and funding is dedicated for building owners who comply with the standard prior to the effective date of July 2027. Incentive payments for building owners are \$0.85 per gross square foot and no greater than \$75 million. On March 25, Governor Inslee signed the bill into law with an effective date of June 9, 2022. The final bill can be found [here](#) and a summary can be found [here](#).

Criminal Justice Reform

- **Clarifying Police Reform Bills Enacted in 2021**
The Legislature enacted over a dozen bills reforming policing during the 2021 legislative session. Over the legislative interim, it became evident that there were

several unintended consequences stemming from the slate of police reform bills. The Legislature approved three bills making further clarifications.

- **Use of bean bags:** [House Bill 1719](#), sponsored by Rep. Dan Bronoske (D-Lakewood), clarifies that bean bags, rubber bullets, and other non-penetrative munitions can be used as a de-escalation tactic. Under current law, .50 caliber shotguns used to deploy less than lethal rounds are on the list of 'military equipment' that is not allowed for use by officers under House Bill 1054, passed in 2021. The bill was supported by the police accountability coalition, as well as law enforcement agencies. The bill passed the House by a vote of 95-0, and the Senate by a vote of 49-0. The Governor signed the bill into law on March 4, 2022 and it took effect immediately. The final bill can be found [here](#) and a summary can be found [here](#).
- **Community Caretaking Function:** [House Bill 1735](#), sponsored by Rep. Jesse Johnson (D-Federal Way), clarifies that an officer may use physical force to carry out specific tasks: taking a person into custody; transporting a person for evaluation or treatment; providing assistance under civil or forensic commitment laws; taking a minor into protective custody when authorized or directed by statute; executing or enforcing a court order to take a person into custody; executing a search warrant; or executing or enforcing an oral directive issued by a judicial officer. The use of deadly force is authorized when there is an immediate, rather than imminent, threat of serious physical injury to the officer or another person. The reasonable care standard established in 2021 legislation applies to both use of physical force and use of deadly force and clarifying language outlines de-escalation tactics and when less lethal alternatives are utilized. The bill received extensive support from law enforcement agencies, cities, counties, non-profits, the ACLU, and the coalition for police accountability. The House approved 90-5 and the Senate approved the bill 49-0. The Governor signed the bill into law on March 4, 2022 and it took effect immediately. The final bill can be found [here](#) and a summary can be found [here](#).
- **Defining Use of Force:** [House Bill 2037](#), sponsored by Rep. Roger Goodman (D-Seattle), defines "physical force" as any act reasonably likely to cause physical pain or injury or any other act exerted upon a person's body to compel, control, constrain, or restrain the person's movement. Physical force does not include pat-downs, incidental touching, verbal commands, or compliant handcuffing where there is no physical pain or injury. The bill states that physical force can be used to protect against a criminal offense when there is probable cause that the person has committed, is committing, or is about to commit an offense, and to prevent a person from actively fleeing or stopping a person who is actively fleeing a lawful temporary investigative detention, provided that the person has been given notice that he or she is being detained. The bill has taken effect immediately. The final bill can be found [here](#) and a summary can be found [here](#).
- **DID NOT PASS - Vehicular Pursuits:** [Senate Bill 5919](#), sponsored by Sen. Kevin Van De Wege (D-Sequim), altered standards for vehicular pursuits.

The bill was amended significantly throughout the process, once containing an alternative definition for “use of force.” The bill would have modified the standard by which officers may engage in vehicular pursuits. The two chambers could not agree on a legal standard to authorize pursuits, and ultimately, the Senate did not concur on the changes made by the House.

- **BLEA Funding:** The supplemental operating budget includes \$8.7 million for 4.5 additional BLEA classes in 2022 and 8.5 additional BLEA classes in 2023. This is a total of 19.5 classes in 2022 and 23.5 classes in 2023.
- **Public Safety Telecommunications:** [Senate Bill 5555](#), sponsored by Sen Van De Wege (D-Sequim), establishes a statewide certification and training program for 911 operators. The bill takes effect on June 9. The final bill can be found [here](#) and a summary can be found [here](#).
- **Domestic Violence Sentencing:** [Senate Bill 5612](#), sponsored by Sen. Lynda Wilson (R-Vancouver), ensures domestic violence victims and survivors of victims have the opportunity to make a statement during sentencing for all domestic violence convictions. Upon request, prosecuting attorneys must notify victims or survivors of victims of the date, time, and place of the trial and the sentencing hearing in any domestic violence case. This bill takes effect on June 9. The final bill can be found [here](#) and a summary can be found [here](#).

Local Control on Zoning

- **DID NOT PASS - Preemption on Zoning of Missing Middle Housing:** AWC and many cities opposed Governor-request legislation mandating “missing middle” housing, [House Bill 1782](#), and companion [Senate Bill 5670](#). As introduced, the bill required cities with a population over 20,000 to zone for middle housing types on all residential lots located within a ½ mile of a major transit stop. On all other single-family parcels, duplexes, triplexes, and fourplexes must be allowed. There were several versions of the bill that were considered throughout the process but ultimately, none of them passed. There will likely be legislation in the 2023 session on this topic.
- **DID NOT PASS - Accessory Dwelling Units (ADUs):** As introduced, [Senate Bill 5648](#) and [House Bill 1660](#) would have prohibited cities from imposing owner-occupancy requirements on ADUs, unless they were being used as short-term rentals. The House version of the bill advanced furthest through the process and was amended several different times. At one point the bill would have required cities that plan under the GMA to allow ADUs on any lot within the urban growth area, and restricted their ability to impose specific restrictions, such as requiring off-street parking. While this legislation ultimately did not pass this year, it will undoubtedly be a topic the Legislature brings up in 2023.

Local Culvert and Stormwater Funding

- **Local Culvert Funding:** Despite many local governments and the Association of WA Cities weighing in strongly with concern, the Move Ahead WA package does not

include any funding for local fish barrier projects. It does include \$2.4 billion towards the state's fish barrier obligations under the federal injunction. The \$2.4 billion will be available over the course of the 16-year package and at this time, is anticipated to address the state's financial needs. The good news is that addressing the state costs through the Move Ahead WA package means that future discussions of fish barrier funding can be focused on locally and privately owned barriers.

- **Stormwater Funding:** There is an additional \$4 million for the Department of Ecology to administer grants to increase local stormwater capacity.

Mobile Homes

- **Technical Assistance:** \$100,000 is provided for a nonprofit to provide technical assistance to manufactured home community resident organizations who wish to convert the park to resident ownership.
- **Displacement support:** \$900,000 is provided for one or more community-based organizations to administer a homeownership assistance program for low-income households who have been displaced from their manufactured/mobile homes due to the closure or conversion of a mobile home park or manufactured housing community in south King county.

Prevent Human Trafficking

- **Victim Support:** [House Bill 1748](#), sponsored by Rep. Debra Entenman (D-Kent), makes victims of human trafficking eligible for the Housing and Essential Needs (HEN) program, the Aged, Blind, or Disabled (ABD) program, and the Pregnant Women Assistance Program. The bill takes effect July 1st.
- **CDL requirements:** [Senate Bill 5631](#), sponsored by Senator Patty Kuderer, makes human trafficking a disqualifying offense for a commercial driver's license. The bill takes effect September 23rd.

Product Stewardship

- **DID NOT PASS – RENEW Act:** [Senate Bill 5697](#), sponsored by Sen. Mona Das (D-Kent), would have established a program for the management of consumer packaging and paper products, to be funded and implemented by producers of those products. Similar producer responsibility programs already exist for electronic waste and lightbulbs. This bill did not pass into law but will likely return next year.

Workforce Development

- **Career & College Pathways:** [Senate Bill 5789](#), sponsored by Sen. Emily Randall (D-Bremerton), creates the Washington career and college pathways innovation challenge program. The legislation was requested and will be administered by the Washington Student Achievement Council. The purpose of the program is to meet statewide attainment goals through the use of local and regional partnerships.
- **Retail Training:** [House Bill 2019](#), sponsored by Rep. Matt Boehnke (R-Kennewick), requires the Workforce Training and Education Coordinating Board to consult and engage with stakeholders to identify and make recommendations on strategies to increase education and training for retail workers.

Additional Legislative Issues

- **Sales Tax Deferral for Projects Along I-405/SR 167 Corridor:** [House Bill 1990](#) provides a sales and use tax deferral for qualified Interstate 405/State Route 167 corridor construction projects. This deferral, along with an infusion of additional state funds, would allow projects along the I-405/SR 167 corridor to proceed forward in a timely fashion. The Legislature approved the final version of the bill on the last day of session.
- **Leasehold Excise Tax:** [House Bill 2058](#), sponsored by Rep. Steve Tharinger (D-Sequim), provides a state and local leasehold excise tax exemption for all facilities owned by the State Parks and Recreation Commission that are listed on the National Register of Historic Places or the Washington Heritage Register. The exemption will sunset on January 1, 2034. The Seminary Building at Saint Edwards State Park is one of the properties this new law will apply to; the law takes effect January 1, 2023.
- **GMA Comprehensive Plan Updates – Eight to Ten Years:** [House Bill 1241](#), sponsored by Rep. Davina Duerr (D-Bothell), pushes out the update cycle for comprehensive plans updates from 8 to 10 years. The bill also subjects the largest and fastest growing counties and cities within these counties to a 5-year check-in on key comprehensive plan elements, including housing, greenhouse gas, and vehicle miles traveled reductions. The bill provides a 6-month extension on the deadline for comprehensive plan updates for the first cycle of counties up for revision: King, Kitsap, Pierce, and Snohomish Counties. The bill was approved by the House by a vote of 55-43. The Senate approved the bill 27-21 with no amendments. The bill takes effect on June 9. The final bill can be found [here](#) and a summary can be found [here](#).
- **SEPA Exemption for Housing:** [Senate Bill 5818](#), sponsored by Sen. Jesse Salomon (D-Shoreline), limits SEPA and other appeals for implementation of Housing Action Plans and other housing-related actions to increase residential building capacity. The bill takes effect on June 9. The final bill can be found [here](#) and a summary can be found [here](#).
- **GMA Effective Dates:** [Senate Bill 5042](#), sponsored by Sen. Jesse Salomon (D), changes the effective date of certain actions, to include: an action that expands a UGA; removes the designation of agricultural, forest, or mineral resource lands; creates or expands limited areas of more intensive rural development; establishes a new fully contained community; or creates or expands a Master-Planned Resort. The effective date is changed to the later of 1) 60 days after the date of publication of notice of adoption of the comprehensive plan, development regulation, or amendment to the plan or regulation, implementing the action; or 2) if a petition for review to the Growth Management Hearings Board is timely filed, upon issuance of the board's final order. The Governor signed the bill into law, and it will become effective on June 9, 2022. The final bill can be found [here](#) and a summary can be found [here](#).

- **Open Public Meeting Act:** House Bill 1329, sponsored by Rep. Emily Wicks (D-Everett), allows a public agency to hold meetings of its governing body fully remote, or with limited in-person attendance if one of the following applies:
 1. A local, state, or federal emergency is declared, and the public agency has determined it cannot hold an in-person meeting. If the meeting is held remotely or public attendance is limited, the agency must provide the public with a cost-free option to listen in, in real time, to such meetings.
 2. The public agency has held at least some public meetings remotely prior to March 1, 2020. If so, the agency may continue to do so without a declared emergency so long as the public may also attend remotely.

The effective date varies based on the section of the bill, however, the authorization to hold meetings remotely under one of the two options summarized above, went into effect when the Governor signed the bill on March 24. The other elements of the bill pertaining to public comment, recordings, and executive sessions, go into effect June 9, 2022. The final bill can be found [here](#) and a summary can be found [here](#). The Municipal Research and Services Center also provides a [helpful outline](#) on the recent changes made to the OPMA.
- **State-Shared Revenues – Cannabis:** Senate Bill 5796, sponsored by Sen. Rebeca Saldana, changes the distribution of cannabis revenues. The Legislature must annually appropriate fixed levels of funds to specific purposes such as administration, research, the Washington State Patrol Drug Enforcement Task Force, etc. Any amounts remaining after the distributions above, must be distributed based on percentages outlined in the bill. 1.5% is directed to local governments based on proportional, jurisdictional cannabis revenue collection, and 3.5% percent is directed to local governments ratably on a per capita basis - counties must receive 60% based on each county's total proportional population; This has the effect of increasing the current revenue sharing with cities from \$40 million this biennium to \$45.2 million this biennium. The way this revenue is distributed to individual cities is unchanged. This bill takes effect on June 9. The final bill can be found [here](#) and a summary can be found [here](#).
- **Ban Weapons in Council Meetings:** House Bill 1630, sponsored by Rep. Tana Senn (D-Mercer Island), prohibits the open carry of firearms and other weapons in certain locations used for public city council meetings, public school board meetings, and other local government meetings. The bill exempts federal, state, or local law enforcement officers, or any hired security personnel from the restrictions outlined in the proposal. It also clarifies that the restrictions do not apply to concealed carry of a pistol by a person who has a CPL in any voting center and establishes the first offense as a misdemeanor. The bill takes effect on June 9. The final bill can be found [here](#) and a summary can be found [here](#).

The Association of Washington Cities

Kenmore coordinates with the Association of Washington Cities on legislative efforts. To review legislative materials from the Association of Washington Cities regarding the 2022 Legislative Session, please utilize the links below:

AWC Budget Matrix: https://wacities.org/docs/default-source/legislative/2123suppbudgetmatrix.pdf?sfvrsn=1c5a244f_18

2022 City legislative priorities & outcomes: <https://wacities.org/advocacy/City-Legislative-Priorities>

Legislative Retirement Announcements

Over a dozen legislators have announced that they will not seek re-election in 2022 and will leave the Legislature at the end of the year:

- Rep. Bob McCaslin (R – Spokane Valley, 4th LD)
- Rep. Brad Klippert (R - Kennewick, 8th LD)
- Rep. Jeremie Dufault (R – Selah, 15th LD)
- Rep. Vicki Kraft (R - Vancouver, 17th LD)
- Rep. Larry Hoff (R – Vancouver, 18th LD)
- Rep. Brandon Vick (R-Vancouver, 18th LD)
- Rep. Laurie Dolan (D – Olympia, 22nd LD)
- Rep. Steve Kirby (D – Tacoma, 29th LD)
- Rep. Jesse Johnson (D – Federal Way, 30th LD)
- Rep. Eileen Cody (D – West Seattle, 34th LD)
- Rep. Kristen Harris-Talley (D – Seattle, 37th LD)
- Rep. Mike Sells (D – Everett, 38th LD)
- Rep. Emily Wicks (D – Everett, 38th LD)
- Rep. Pat Sullivan (D - Covington, 47th LD)
- Sen. Sharon Brown (R – Kennewick, 8th LD)
- Sen. Tim Sheldon (D - Potlach, 35th LD)
- Sen. Reuven Carlyle (D – Seattle, 36th LD)
- Sen. David Frockt (D – Seattle, 46th LD)

Additionally, the following House members have announced they are seeking terms in the Senate:

- Rep. Matt Boehnke (R - Kennewick, 8th LD)
- Rep. Jesse Young (R - Gig Harbor, 26th LD)
- Rep. Drew MacEwen (R - Union, 35th LD)
- Rep. Noel Frame (D - Seattle, 36th LD)
- Rep. Sharon Shewmake (D – Bellingham, 42nd LD)
- Rep. Javier Valdez (D - Seattle, 46th LD)

CITY OF KENMORE

2022 LEGISLATIVE SESSION

SHELLY HELDER
GORDON THOMAS HONEYWELL GOVERNMENTAL AFFAIRS
April 25, 2022

PURPOSE

- Overview of the 2022 Legislative Session
- Outcome of Kenmore's State Legislative Priorities
- Additional Legislative Issues
- Next steps

OVERVIEW OF 2022 LEGISLATIVE SESSION

- Second year of the two-year legislative biennium
- Focused on adopting supplemental operating, capital, and transportation budgets
- Hybrid format with limited in person access for the public toward the end of session
- Democrats held majority in both House of Representatives and Senate
- Transportation Revenue Package – Move Ahead WA - passed into law
- Adoption of redistricting maps
- Legislation that was “carry over” from 2021 & new 2022 proposals were considered
- 1,049 new bills considered, 303 signed into law

2022 SUPPLEMENTAL BUDGETS

Operating

- Funds all state agency operations
- February revenue forecasted additional \$1.453 billion for the biennium
- Allocates over \$1 billion in federal COVID-19 relief funding
- \$63 billion budget
- \$812 million in reserves
- Local Investments: GMA planning, body camera grant, rental assistance/landlord mitigation, utility arrearages & more

Capital

- Funds public and nonprofit construction projects (excluding transportation)
- Supplemental budget total: \$1.5 billion
 - Funded by a combination of bond capacity, IIJA, ARPA, & operating budget transfer
- Key investments in housing & homelessness, behavioral health, local infrastructure
 - \$114.5M for Housing Trust Fund
 - \$300M for Rapid Acquisition Housing

Transportation

- Pressure on the transportation budget resulted in the passage of Move Ahead WA - \$17 billion investment over 16 years
- Revenues sources: One-time operating budget support, Climate Commitment Act, IIJA, Fees, PWAA & ongoing operating budget transfer
- Roughly 1/3 of the package is dedicated to transit, alternative fuel, electric ferries, rail, active transportation grants
- Remaining 2/3 dedicated to maintenance & preservation, new highway projects, FBR, backfill funding gaps from Connecting WA

2022 STATE LEGISLATIVE PRIORITIES

- 61st Avenue Sidewalk Replacement - \$3.5 million
- Local Revenue for Road and Sidewalk Maintenance and Preservation
- Regional Behavioral Health Resources
- Clean Air
- Affordable Housing

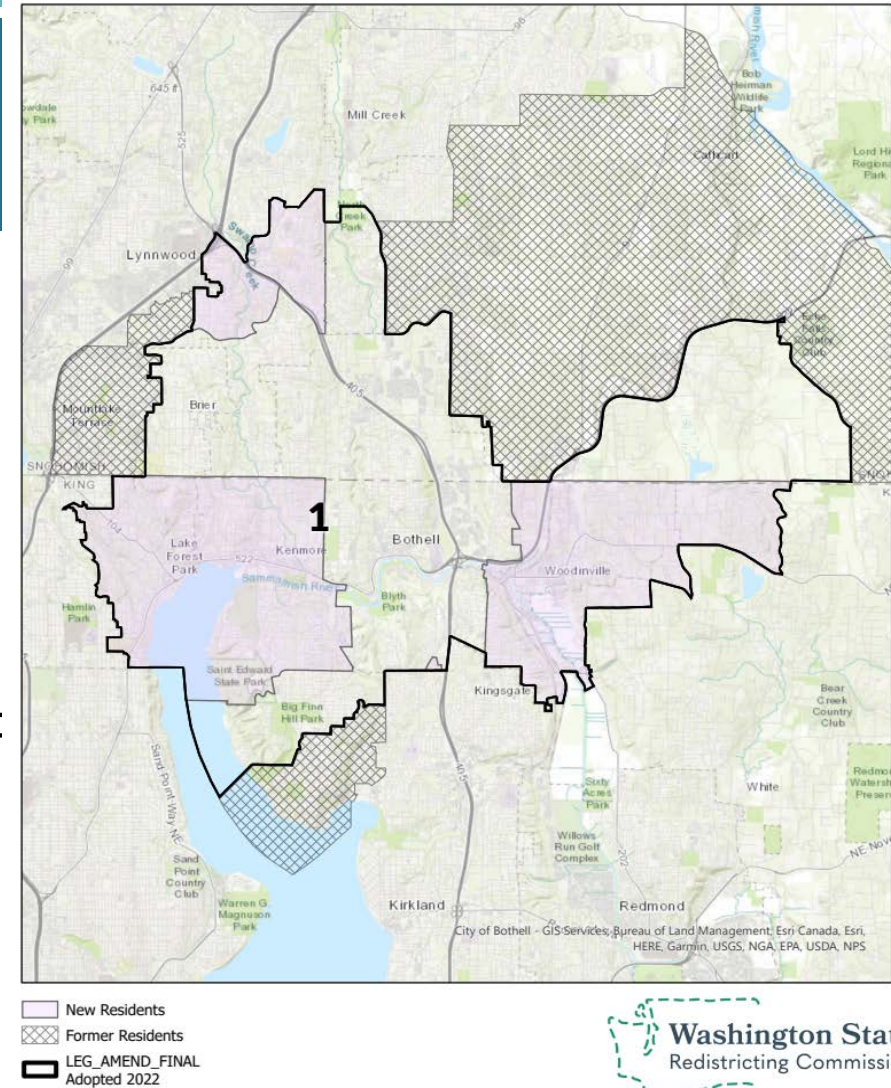
ADDITIONAL LEGISLATIVE ISSUES

- New authority for automated traffic safety cameras
- GMA Climate Change Goal – House Bill 1099
- Clarification of police reform bills enacted in 2021
- Middle housing legislation

NEXT STEPS

- Lobbying is a year-round effort
- Over the interim, we will:
 - Thank the 46th LD, welcome the 1st LD
 - Participate in stakeholder meetings
 - Update the City's Legislative Agenda & Policy Statement
 - Legislative outreach for city priorities
- House and half the Senate up for re-election
- Many retirements from the legislature

2022 Adopted Legislative District 1



QUESTIONS?

Shelly Helder

Senior Government Affairs Consultant

Cell: (360) 209-3338

E-mail: shelder@gth-gov.com



City of Kenmore, Washington

City of Kenmore 2022 State Legislative Agenda

61st Avenue NE Sidewalk Replacement

Kenmore needs to repair and replace major sections of the sidewalk along 61st Avenue NE, a major north-south arterial connecting North Kenmore and South Snohomish County to bus lines and SR 522. The aging sidewalk panels are massively upheaving, unsafe for the general population and unusable for strollers, wheelchairs and other wheeled devices. Repairing and replacing the sidewalks is necessary for public safety, ADA accessibility, and to create a buffer between the sidewalk and Cha Thl Creek. The City has received an award through the Safe Routes to School grant program but the remaining cost, \$3.5 million, is still beyond the capacity of the City's budget to fund.

Local Revenue for Road and Sidewalk Maintenance and Preservation

Cities have limited resources to pay for the maintenance of existing roadways and sidewalks. The 2019 JTC City Transportation Funding study estimated the statewide need for preservation funding to be \$900 million more per year than current spending. The City supports AWC's efforts to institute a transportation funding package that emphasizes maintenance and preservation funding and provides direct distribution and new local revenue options for cities.

Regional Behavioral Health Resources

Kenmore requests resources for behavioral health crisis response that align with local priorities such as: expanding mobile crisis outreach, operational funds for crisis stabilization facilities and expanding access to next day appointments. These resources would support mental health responders such as the RADAR program.

Clean Air

The Kenmore community is keenly aware of the impacts from not protecting communal resources such as clean air. The City is committed to doing its part to protect natural resources and plan for a more resilient future. The City requests the state provide sufficient funding for clean air agencies to conduct necessary permitting and enforcement actions in a timely manner.

Affordable Housing

The Kenmore City Council's #1 priority for 2021 and 2022 is affordable housing. The City of Kenmore supports policies that promote affordable housing preservation and construction and incentivize the development of affordable missing middle housing options. The City is committed to building affordable housing and to being an opportunity community that is welcoming to all. Kenmore is partnering with A Regional Coalition for Housing (ARCH) and is working to put together a complete affordable housing development proposal that will compete for County and State grant dollars when the funding cycle opens in September 2022. If grant funding is insufficient to support this effort, the City may request the State's partnership in the 2023 legislative session.

18120 68th Ave NE · Kenmore, WA 98028

Office: (425) 398-8900 · cityhall@kenmorewa.gov · www.kenmorewa.gov

City of Kenmore 2022 Policy Statements

This is an internal document designed to provide guidance to city staff and the city's lobbyist. The policy statements in this document allow the city to quickly take positions on legislation. It is not all-inclusive of all policy positions that the city may take throughout a session, and the following items are listed alphabetically, not in order of priority.

Automated Traffic Safety Cameras

The City supports expanding the authorized use of automated traffic safety cameras to enforce transit lane violators and other uses of photo enforcement. Automated enforcement presents an unbiased and consistent method of enforcing transit lane violators and maintaining public safety.

Climate Change and Environmental Stewardship

The City supports statewide policies and programs that respond to climate change and protect and promote clean air, clean water, and clean energy. The City is in the process of adopting a climate action plan and encourages the state to incentivize local governments to do more toward reducing their greenhouse gas emissions. Many cities, Kenmore included, would like to be better environmental partners but have limited resources to make substantial changes and could use support from the state in creating climate action plans, transitioning to electric fleets, etc.

Criminal Justice Reform

The City supports reforms that address the disparate impacts of systems and institutions on communities of color. As part of this, the City calls on the Legislature to advance criminal justice transformation policies to provide greater safety for communities that historically have not been well-served by existing systems; including but not limited to clarifying the statewide police reforms passed in 2021. The City also supports state funding for increased costs resulting from police, court, and other criminal justice reform.

Environmental Remediation

The City supports the expansion of environmental remediation programs such as the Model Toxics Control Act and the Brownfield Revolving Loan Fund to allow more contaminated sites throughout the state to be eligible for remediation funding.

Lift 1% Property Tax Cap

As a residential community, Kenmore's largest source of revenue is property tax. The city has a limited retail tax base and is constrained from generating additional revenue to maintain city services, the costs of which are increasing at a rate greater than the State-imposed property growth limit of 1% per year. The City of Kenmore supports lifting the 1% cap on property tax increases and other actions to create a sustainable fiscal structure for cities.

Local Control on Zoning

The City supports retaining local control for zoning and land use decisions.

Local Culvert and Stormwater Funding

The City supports state investments in local culvert and stormwater projects on a watershed basis to maximize the amount of fish habitat gained and improve water quality. The city owns approximately 32 fish blocking culverts and is committed to removing these barriers to improve fish passage but has limited resources to accomplish this task.

Local Infrastructure Funding

The City of Kenmore joins AWC in supporting the State's ongoing and increased investment in infrastructure funding programs such as the Public Works Assistance Account and the Transportation Improvement Board.

Mobile Homes

The City supports legislation that recognizes that mobile homes represent an important affordable housing option throughout the state. Topics such as: ensuring individuals considering purchasing a mobile home are informed about laws and regulations limiting the transport of mobile homes; lease increase notice and other guidelines; and requiring that sellers notify purchasers if a home cannot be moved, are examples of potential legislation that could help protect mobile homeowners' investments and provide greater predictability.

Passenger Only Ferry

The City supports efforts to explore passenger only ferry service from Kenmore to Seattle. The City closely monitored the legislatively directed Puget Sound Regional Council's Passenger Only Ferry Study and supports legislative action to advance findings from the study.

Prevent Human Trafficking

The City of Kenmore recognizes that human trafficking is a problem in all communities and supports legislation that provides tools and solutions to prevent and intervene in human trafficking.

Product Stewardship

The City of Kenmore supports statewide product stewardship programs for products that are harmful to the environment such as electronic waste, mercury-containing fluorescent lights, and prescription drugs.

RADAR Funding

The City supports state funding for co-responder programs such as the Response Awareness, De-Escalation and Referral (RADAR) program, a highly successful partnership between the Kenmore, Bothell, Kirkland, Lake Forest Park, and Shoreline police departments to address the rights and needs of individuals with behavioral health issues and/or developmental disabilities.

Racial Equity

In response to recent events, the City is creating a Diversity, Equity, and Inclusion (DEI) policy and will continue to look for ways to break the racial caste system that still exists in our society, including but not limited to striking from the record any racial based restrictive covenants. As the city makes changes at the local level, we support and expect the state to make systemic changes to improve equity for all members of society.

Workforce Development

Helping our economy thrive with well-paying jobs is key to the success of our state. The city supports state funding for workforce development programs, career retraining, education, accommodations and support services.

X. B. Rhododendron Park Boathouse Fundraising Quarterly Update, presente...

<p>Subject/Topic: Cascadia Law Group's Update on Cadman's Asphalt Plant Operations</p> <p>Proposed Council Action/Motion: No action requested this evening</p>	<p>For Council Meeting Agenda of: <u>April 25 ,2022</u></p> <p>Department: <u>Development Services</u></p> <p>Prepared by: <u>Bryan Hampson</u></p> <div style="text-align: right; margin-right: 50px;"> <u>Initial & Date</u> Approved by Department Head: <u>BH 4/18/2022</u> Approved by City Attorney: <u>NA</u> Approved by Finance Director: <u>NA</u> Approved by City Manager: <u>RK per phone 4/18</u> </div> <p>Exhibits/Attachments: None</p>
<p><u>INFORMATION/BACKGROUND:</u></p> <p>On April 25, 2022, Cascadia Law Group and TRC will give City Council an update on the PSCAA public hearing conducted on April 18, 2022.</p> <p>Air quality issues, associated with the operation of the Cadman asphalt plant, located at 6431 NE 175th St, Kenmore, Washington, has been a concern of several citizens for many years, possibly as far back and prior to the City's incorporation in 1998.</p> <p>In 2019 the City was informed by PSCAA that Cadman may have modified some equipment or their method of operations enough to trigger a new Notice of Construction (NOC) permit. A NOC permit is the operating permit, issued and managed by PSCAA, the business, in this situation the asphalt plant, is required to adhere to. The NOC permitting process includes a public comment period, which allows the public, including the City, to submit input before PSCAA makes a final decision.</p> <p>In November of 2020, the City hired Cascadia Law Group, a specialized legal counsel, and TRC, air experts, to review the emissions test report(s) and respond to PSCAA's Notice of Construction permit.</p> <p>On July 19, 2021, both Cascadia Law Group and TRC gave Council and the community an update on their task.</p> <p>On December 20, 2021, Cascadia Law Group and TRC gave Council another update on their task.</p> <p>On March 3, 2022, PSCAA issued a draft NOC permit for public comment. A public hearing was requested by the City and multiple citizens and the PSCAA has scheduled it for 4:00 PM on April 18, 2022. Written comments on the draft permit can be submitted until May 2, 2022.</p> <p>On March 31, 2022, Cascadia Law Group and TRC conducted a public meeting with PERK and other residents.</p>	

On April 11, 2022, Cascadia Law Group and TRC gave City Council another update on the draft permit and their task.

FISCAL CONSIDERATION:

N.A.

COUNCIL GOAL/BUDGET OBJECTIVE BEING ADDRESSED:

City Council Priority #2. Develop a Kenmore Action Plan and promote Environmental Stewardship, including water, air, forest, and habitat restoration.